

# KHUDIRAM BOSE CENTRAL COLLEGE

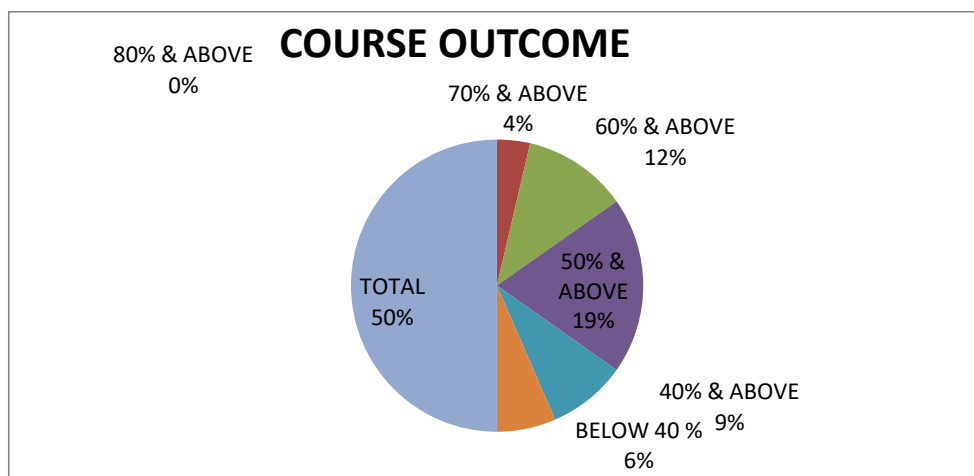
DEPARTMENT OF COMMERCE

PROGRAMME OUTCOME AND COURSE OUTCOME 2023-24

B.COM SEM-I (HONOURS)

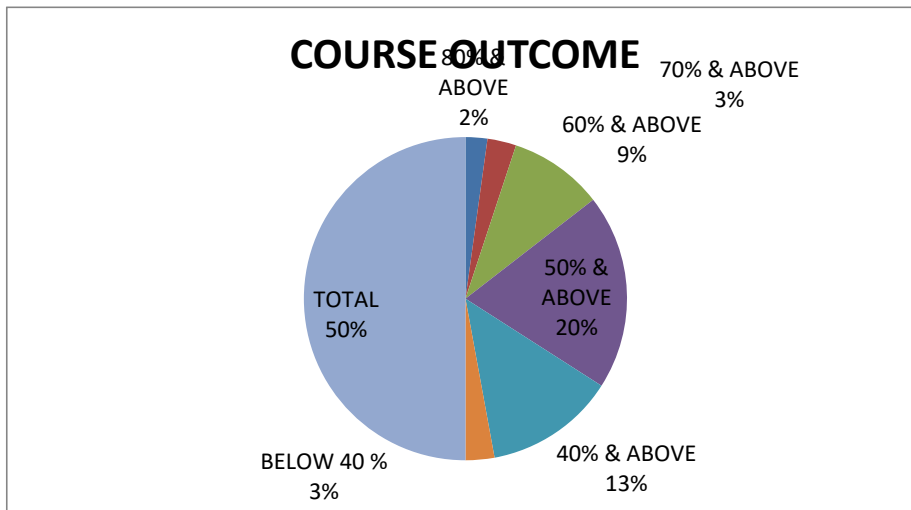
COURSE OUTCOME 2023-24

NAME OF THE SUBJECT	80% & ABOVE	70% & ABOVE	60% & ABOVE	50% & ABOVE	40% & ABOVE	BELOW 40 %	TOTAL
	FACM-DSCC-1	0	5	16	27	12	9
ENDC-SEC-1	1	6	18	23	10	11	69
MPPM-MN-1	0	7	19	22	10	11	69
MICD-IDC/MDC-1	12	22	35	0	0	0	69
ENGC-AEC-1	69	0	0	0	0	0	69
ENVS-CVAC-1.1	0	3	13	28	20	5	69
CONS-CVAC-1.2	0	0	7	15	26	21	69



**DEPARTMENT OF COMMERCE**  
**PROGRAMME OUTCOME AND COURSE OUTCOME 2023-24**  
**B.COM SEM-II (HONOURS)**  
**COURSE OUTCOME 2023-24**

NAME OF THE SUBJECT	80% & ABOVE	70% & ABOVE	60% & ABOVE	50% & ABOVE	40% & ABOVE	BELOW 40 %	TOTAL
	CACM	3	4	13	27	18	4
ITCA(SEC2)	5	24	30	7	3	0	69
MHRM	10	22	14	9	5	9	69
MDC-2	0	2	11	22	26	8	69
ENG/AEC2.1	66	3	0	0	0	0	69
ENVS	32	11	11	15	0	0	69
VOLS/CVAC	32	11	11	15	0	0	69



# KHUDIRAM BOSE CENTRAL COLLEGE

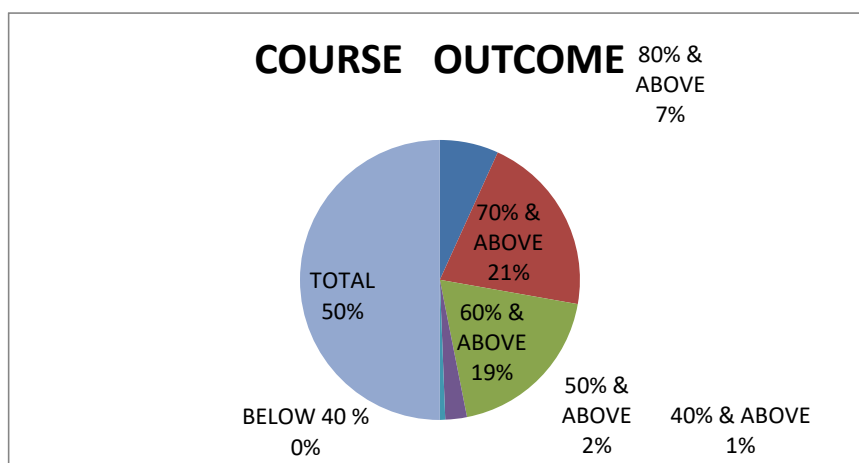
DEPARTMENT OF COMMERCE

PROGRAMME OUTCOME AND COURSE OUTCOME 2023-24

B.COM SEM-III (HONOURS)

COURSE OUTCOME 2023-24

NAME OF THE SUBJECT	80% & ABOVE	70% & ABOVE	60% & ABOVE	50% & ABOVE	40% & ABOVE	BELOW 40 %	TOTAL
	SEC3.1CHG	11	34	31	4	1	0
GE3.1CHG	2	6	22	27	11	13	81
CC3.1CH	0	5	3	15	21	37	81
CC3.2CH	0	2	9	16	35	19	81



# KHUDIRAM BOSE CENTRAL COLLEGE

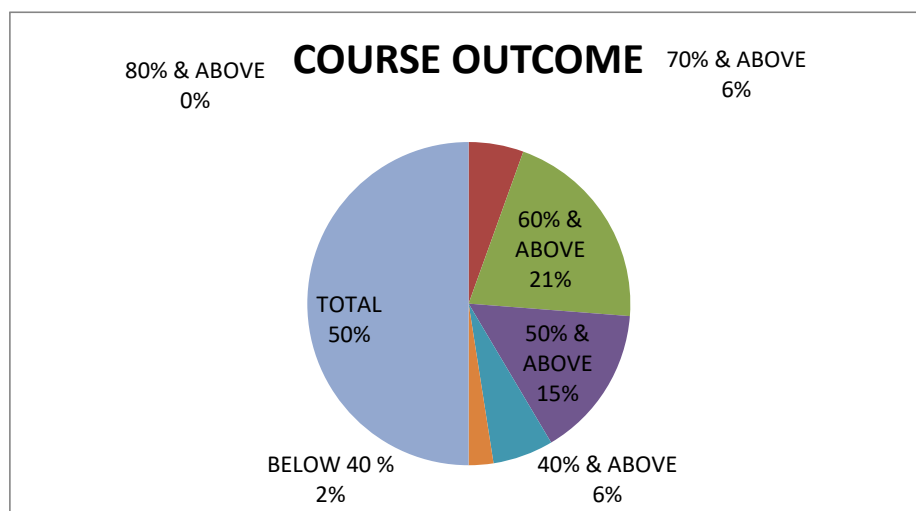
DEPARTMENT OF COMMERCE

PROGRAMME OUTCOME AND COURSE OUTCOME 2023-24

B.COM SEM-IV (HONOURS)

COURSE OUTCOME 2023-24

NAME OF THE SUBJECT	80% & ABOVE	70% & ABOVE	60% & ABOVE	50% & ABOVE	40% & ABOVE	BELOW 40 %	TOTAL
	GE4.1CHG	0	9	34	25	10	4
CC4.1CHG	9	25	18	15	9	6	82
CC4.1CG	1	11	13	19	22	16	82
CC4.2CG	1	9	8	15	26	23	82



# KHUDIRAM BOSE CENTRAL COLLEGE

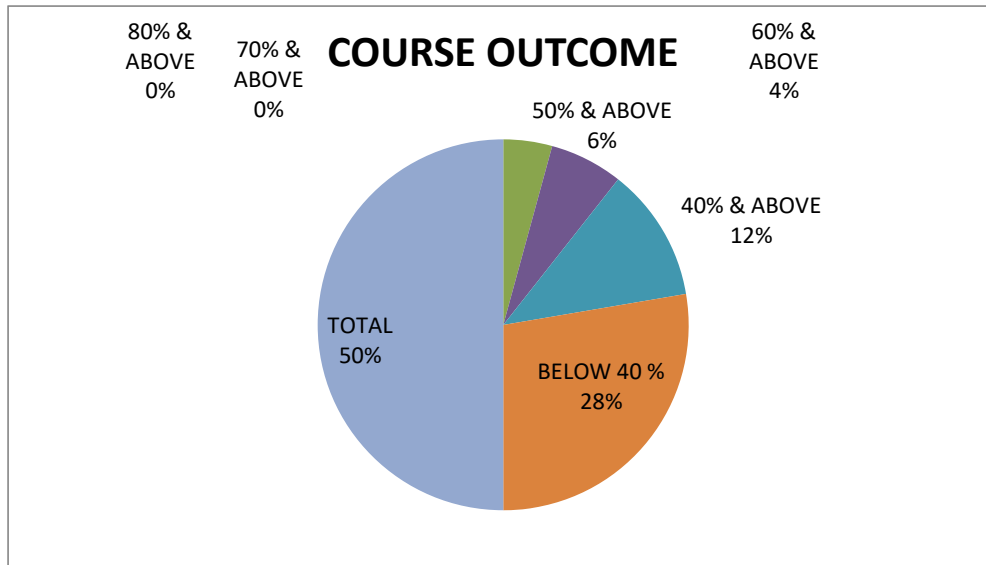
DEPARTMENT OF COMMERCE

PROGRAMME OUTCOME AND COURSE OUTCOME 2023-24

B.COM SEM-V (HONOURS)

COURSE OUTCOME 2023-24

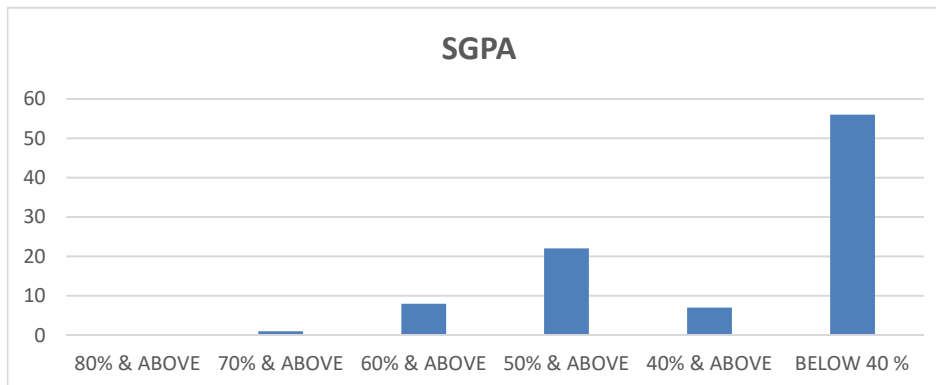
NAME OF THE SUBJECT	80% & ABOVE	70% & ABOVE	60% & ABOVE	50% & ABOVE	40% & ABOVE	BELOW 40 %	TOTAL
CC5.1CH	0	0	8	12	22	52	94
CC5.2CH	4	21	26	20	10	13	94
DSE5.1AH	0	2	6	20	28	38	94
DSE5.2AH	0	1	3	12	34	44	94



## PROGRAMME OUTCOME

Sem-V

Name of the programme	SGPA						
	80% & ABOVE	70% & ABOVE	60% & ABOVE	50% & ABOVE	40% & ABOVE	BELOW 40 %	TOTAL
Sem-V	0	1	8	22	7	56	94



# KHUDIRAM BOSE CENTRAL COLLEGE

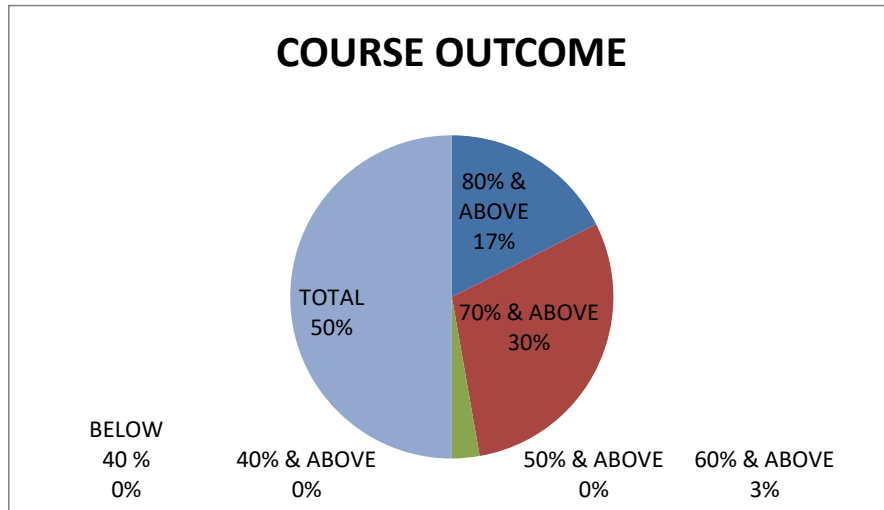
DEPARTMENT OF COMMERCE

PROGRAMME OUTCOME AND COURSE OUTCOME 2023-24

B.COM SEM-VI (HONOURS)

COURSE OUTCOME 2023-24

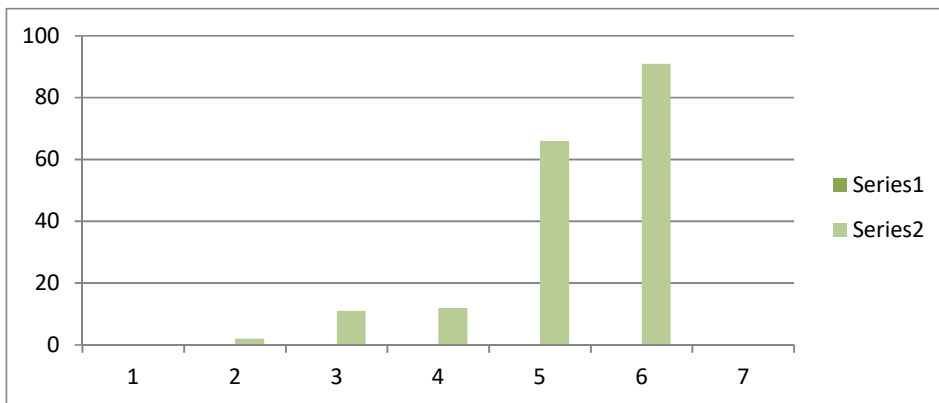
NAME OF THE SUBJECT	80% & ABOVE	70% & ABOVE	60% & ABOVE	50% & ABOVE	40% & ABOVE	BELOW 40 %	TOTAL
SEC6.1CHG	32	54	5	0	0	0	91
CC6.1CH	0	13	62	16	0	0	91
DSE6.1AH	0	2	1	4	15	69	91
DSE6.2AH	0	0	9	29	38	15	91



### PROGRAMME OUTCOME

Sem-VI

Name of the programme	SGPA					Result Not Clear	TOTAL
	80% & ABOVE	70% & ABOVE	60% & ABOVE	50% & ABOVE			
Sem-VI	0	2	11	12	66	91	



















# **KHUDIRAM BOSE CENTRAL COLLEGE**

## **REPORT ON PROGRAMME OUTCOMES & COURSE OUTCOMES (2023 ODD SEMESTER & 2024 EVEN SEMESTER)**

### **DEPARTMENT OF ENGLISH**



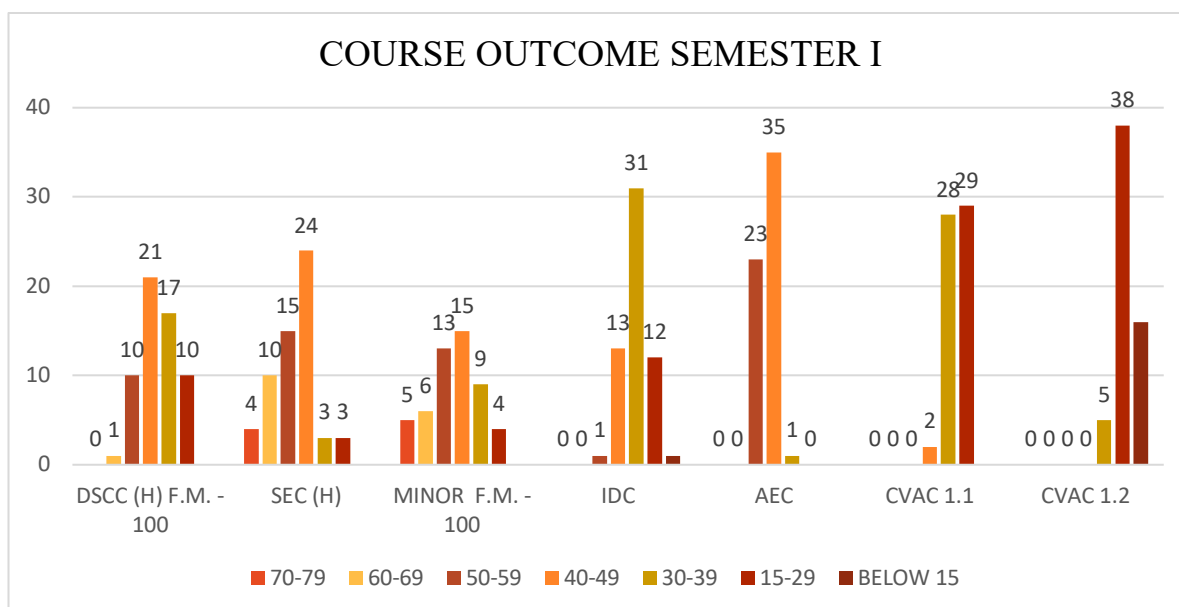
## ENGLISH (HONS.): SEMESTER I, 2023

### COURSE OUTCOME

**No. of Students Appeared for Examinations: 59**

Range of Marks	Course & No. of Students	Course & No. of Students	Course & No. of Students	Course & No. of Students	Course & No. of Students	Course & No. of Students	Course & No. of Students	Courses Not Cleared (No. Of Students)
	<u>DSCC (H) F.M. - 100</u>	<u>SEC (H) F.M. - 100</u>	MINOR F.M. - 100	IDC F.M. - 75	AEC F.M. - 50	CVAC 1.1 F.M. - 50	CVAC 1.2 F.M. - 50	
80 & Above	0	0	7	N.A.	N.A.	N.A.	N.A.	<b>34</b>
70-79	0	4	5	0	N.A.	N.A.	N.A.	
60-69	1	10	6	0	N.A.	N.A.	N.A.	
50-59	10	15	13	1	23	0	0	
40-49	21	24	15	13	35	2	0	
30-39	17	3	9	31	1	28	5	
15-29	10	3	4	12	0	29	38	
BELOW 15	0	0	0	1	0	0	16	
<b>Total</b>	<b>59</b>	<b>59</b>	<b>59</b>	<b>59</b>	<b>59</b>	<b>59</b>	<b>59</b>	

**Chart Representing Course Outcome of Semester I (English Honours)**

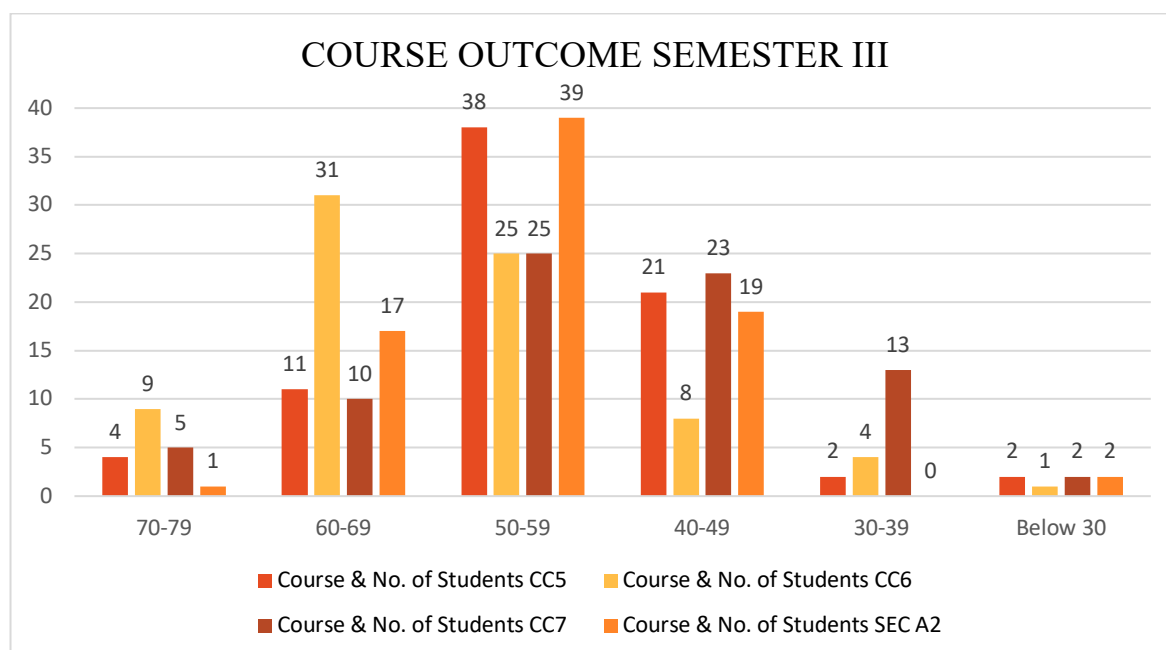


**ENGLISH (HONS.): SEMESTER III, 2023**  
**COURSE OUTCOME**

**No. of Students Appeared for Examinations: 78**

Range of Marks	Course & No. of Students	Course & No. of Students	Course & No. of Students	Course & No. of Students	Courses Not Cleared (No. Of Students)
	<u>CC5</u>	<u>CC6</u>	<u>CC7</u>	SEC A2	
70-79	4	9	5	1	24
60-69	11	31	10	17	
50-59	38	25	25	39	
40-49	21	8	23	19	
30-39	2	4	13	0	
Below 30	2	1	2	2	
<b>Total</b>	<b>78</b>	<b>78</b>	<b>78</b>	<b>78</b>	

**Chart Representing Course Outcome of Semester III (English Honours)**

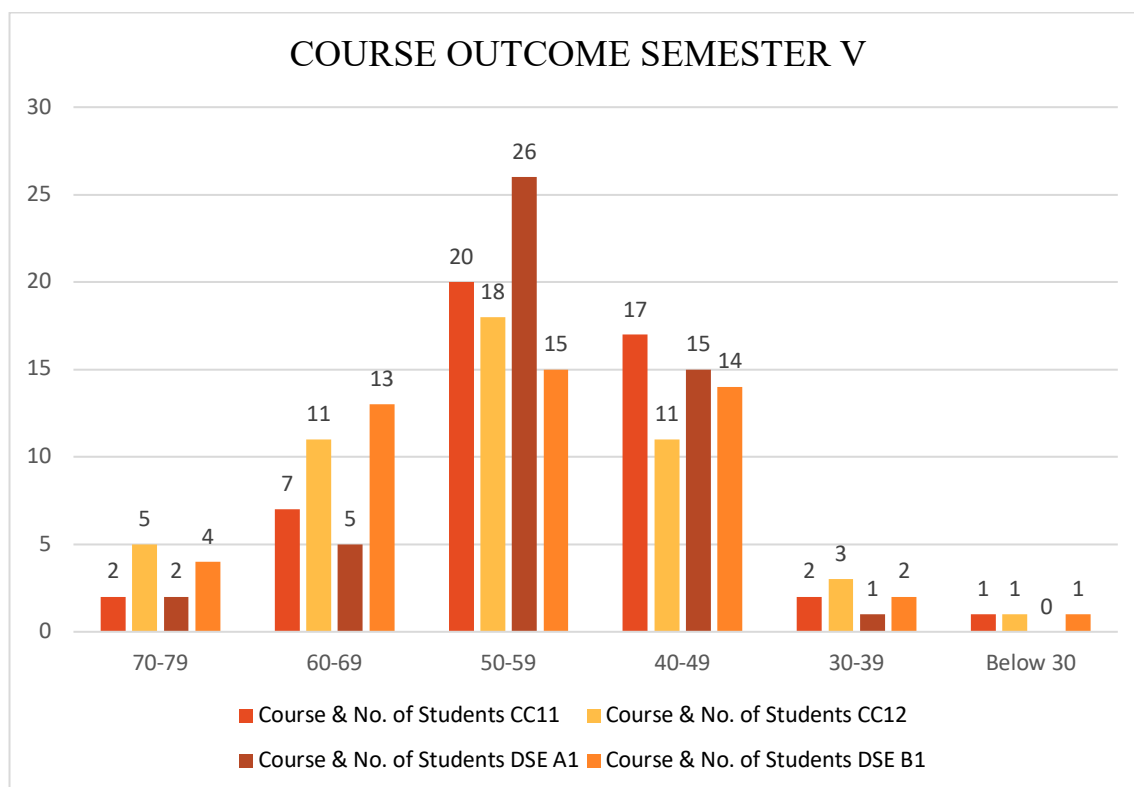


**ENGLISH (HONS.): SEMESTER V, 2023**  
**COURSE OUTCOME**

**No. of Students Appeared for Examinations: 49**

Range of Marks	Course & No. of Students	Course & No. of Students	Course & No. of Students	Course & No. of Students	Courses Not Cleared (No. Of Students)
	<u>CC11</u>	<u>CC12</u>	DSE A1	DSE B1	
70-79	2	5	2	4	6
60-69	7	11	5	13	
50-59	20	18	26	15	
40-49	17	11	15	14	
30-39	2	3	1	2	
Below 30	1	1	0	1	
<b>Total</b>	<b>49</b>	<b>49</b>	<b>49</b>	<b>49</b>	

**Chart Representing Course Outcome of Semester V (English Honours)**



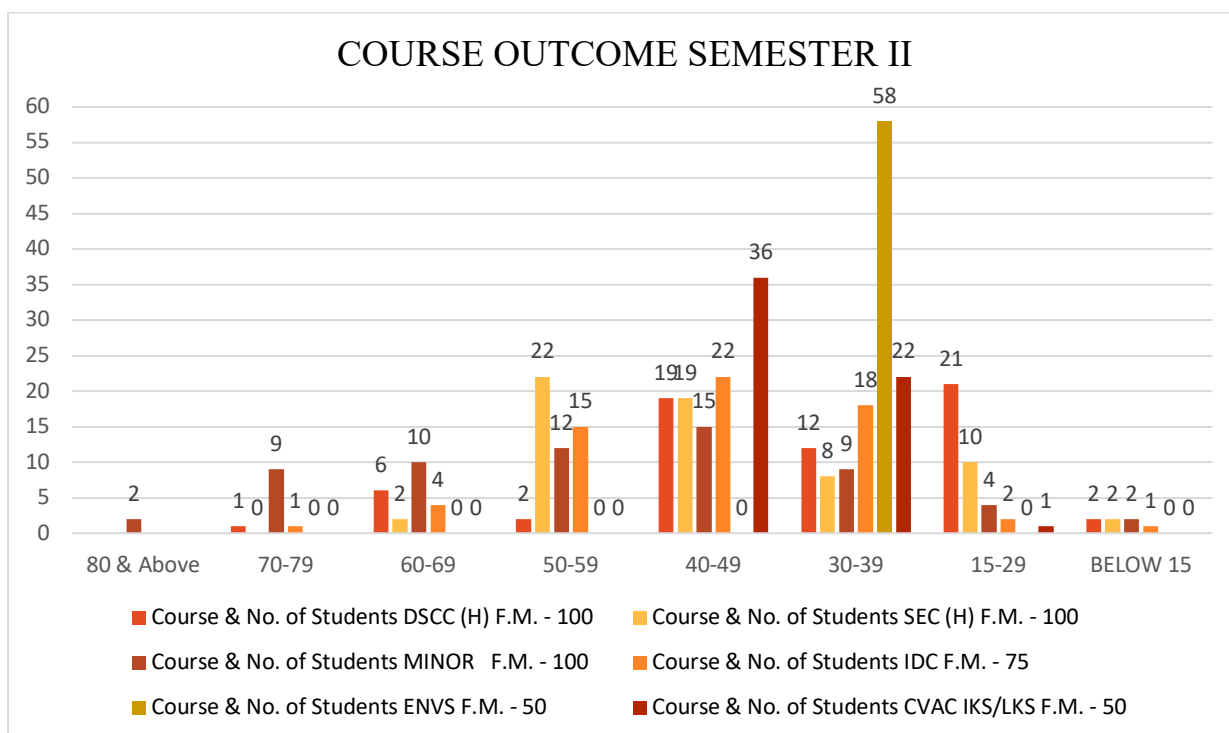


**ENGLISH (HONS.): SEMESTER II, 2024**  
**COURSE OUTCOME**

**No. of Students Appeared for Examinations: 63**

Range of Marks	Course & No. of Students <u>DSCC (H)</u> F.M. - 100	Course & No. of Students <u>SEC (H)</u> F.M. - 100	Course & No. of Students MINOR F.M. - 100	Course & No. of Students IDC F.M. - 75	Course & No. of Students ENVS F.M. - 50	Course & No. of Students CVAC IKS/LKS F.M. - 50	Courses Not Cleared (No. Of Students)
80 & Above			2				42
70-79	1	0	9	1	NA	NA	
60-69	6	2	10	4	NA	NA	
50-59	2	22	12	15	NA	NA	
40-49	19	19	15	22	0	36	
30-39	12	8	9	18	58	22	
15-29	21	10	4	2	0	1	
BELOW 15	2	2	2	1	0	0	
<b>Total</b>	<b>63</b>	<b>63</b>	<b>63</b>	<b>63</b>	<b>63</b>	<b>63</b>	

**Chart Representing Course Outcome of Semester II (English Honours)**

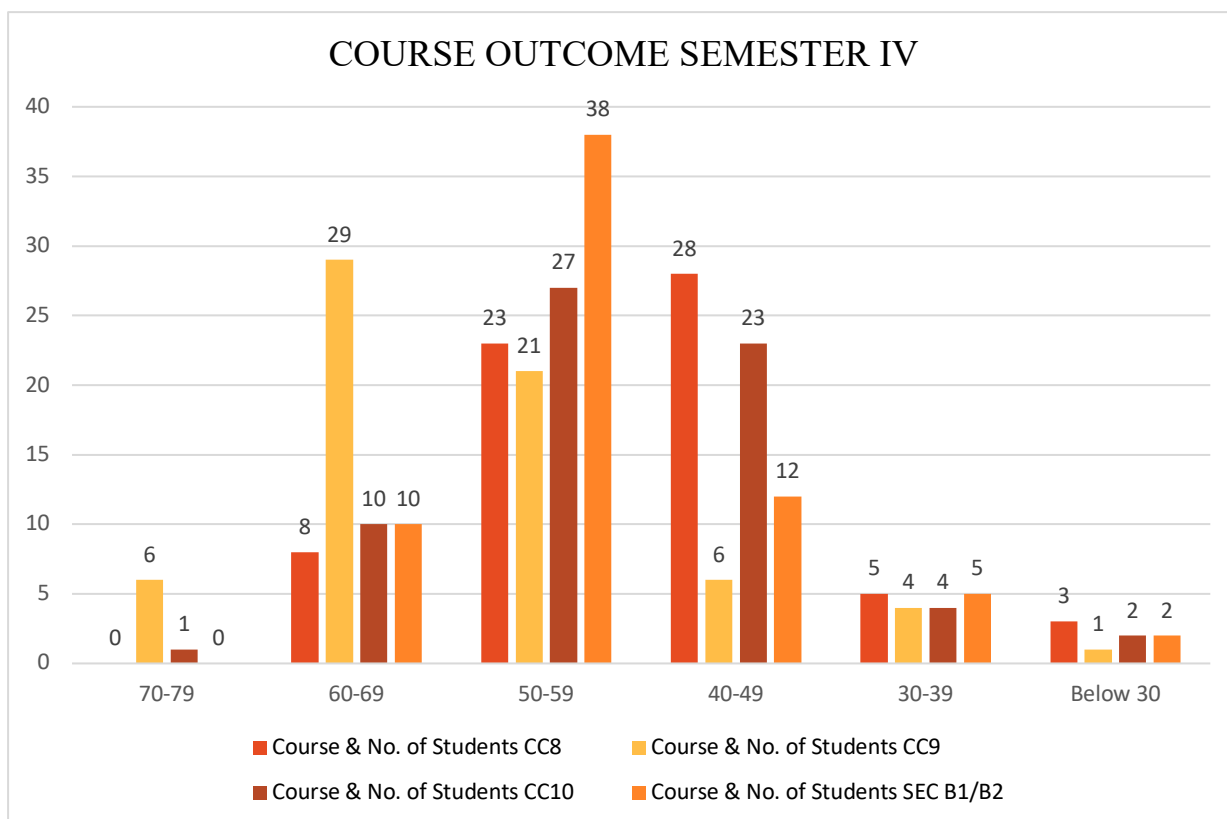


**ENGLISH (HONS.): SEMESTER IV, 2024**  
**COURSE OUTCOME**

**No. of Students Appeared for Examinations: 67**

Range of Marks	Course & No. of Students CC8	Course & No. of Students CC9	Course & No. of Students CC10	Course & No. of Students SEC B1/B2	Courses Not Cleared (No. Of Students)
70-79	0	6	1	0	16
60-69	8	29	10	10	
50-59	23	21	27	38	
40-49	28	6	23	12	
30-39	5	4	4	5	
Below 30	3	1	2	2	
<b>Total</b>	<b>67</b>	<b>67</b>	<b>67</b>	<b>67</b>	

**Chart Representing Course Outcome of Semester IV (English Honours)**

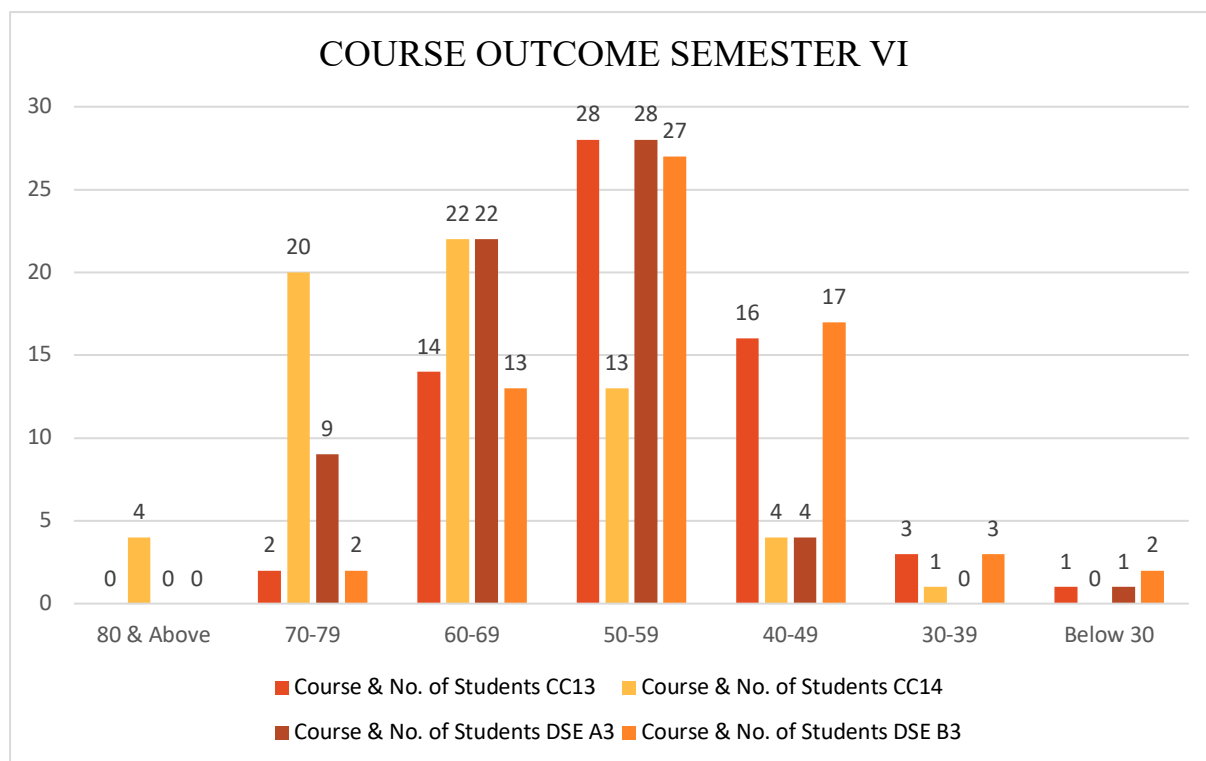


**ENGLISH (HONS.): SEMESTER VI, 2024**  
**COURSE OUTCOME**

**No. of Students Appeared for Examinations: 64**

Range of Marks	Course & No. of Students CC13	Course & No. of Students CC14	Course & No. of Students DSE A3	Course & No. of Students DSE B3	Courses Not Cleared (No. Of Students)
80 & Above	0	4	0	0	9
70-79	2	20	9	2	
60-69	14	22	22	13	
50-59	28	13	28	27	
40-49	16	4	4	17	
30-39	3	1	0	3	
Below 30	1	0	1	2	
<b>Total</b>	<b>64</b>	<b>64</b>	<b>64</b>	<b>64</b>	

**Chart Representing Course Outcome of Semester VI (English Honours)**

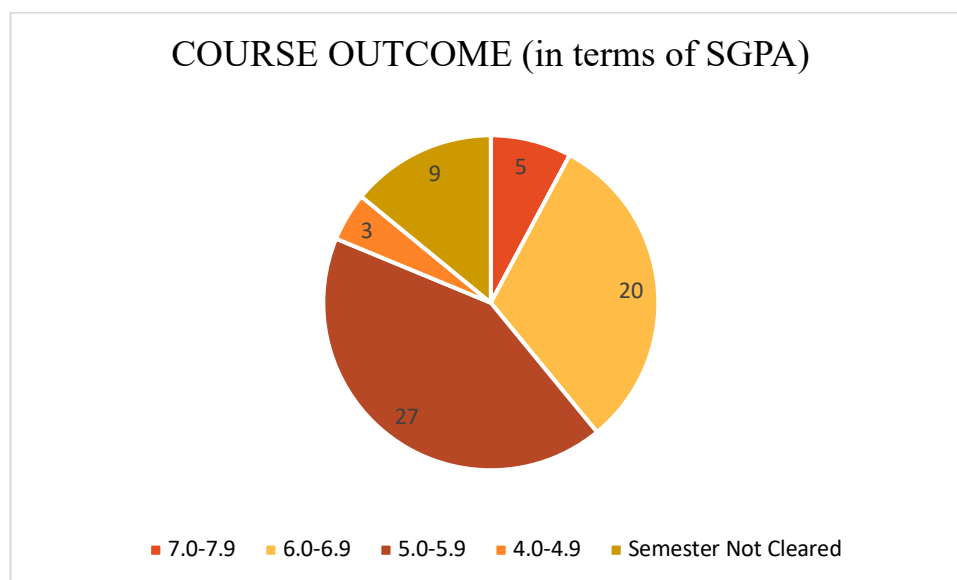


**ENGLISH (HONS.): SEMESTER VI, 2024**  
**COURSE OUTCOME (In Terms of SGPA)**

**No. of Students Appeared for Examinations: 64**

<b><u>SGPA</u></b>	<b><u>No. of Students</u></b>
7.0-7.9	5
6.0-6.9	20
5.0-5.9	27
4.0-4.9	3
Semester Not Cleared	9
<b>Total</b>	<b>64</b>

**Course Outcome (in terms of SGPA) for Semester VI (English Honours)**

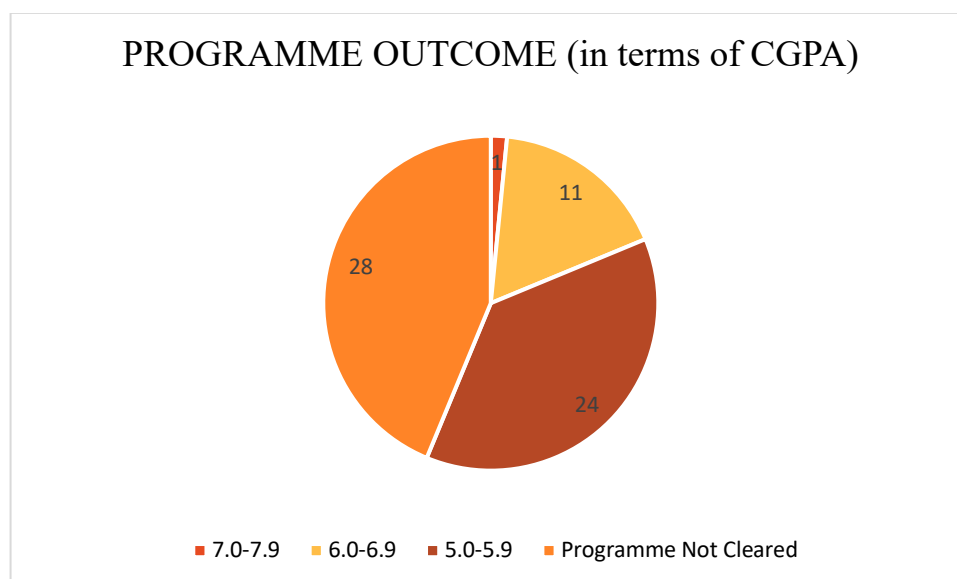


**ENGLISH (HONS.): SEMESTER VI, 2024**  
**PROGRAMME OUTCOME (In Terms of CGPA)**

**No. of Students Appeared for Examinations: 64**

<b><u>CGPA</u></b>	<b><u>No. of Students</u></b>
7.0-7.9	1
6.0-6.9	11
5.0-5.9	24
Programme Not Cleared	28
<b>Total</b>	<b>64</b>

**Programme Outcome (in terms of CGPA) for Semester VI (English Honours)**



**END OF REPORT**

SESSION 2023-24

KHUDIRAM BOSE CENTRAL COLLEGE

DEPARTMENT OF EDUCATION

REPORT ON

PROGRAMME OUTCOME

&

COURSE OUTCOME

SUBMITTED BY,

SHEULI BISWAS (ADHIKARY)

(HEAD, DEPARTMENT OF EDUCATION)

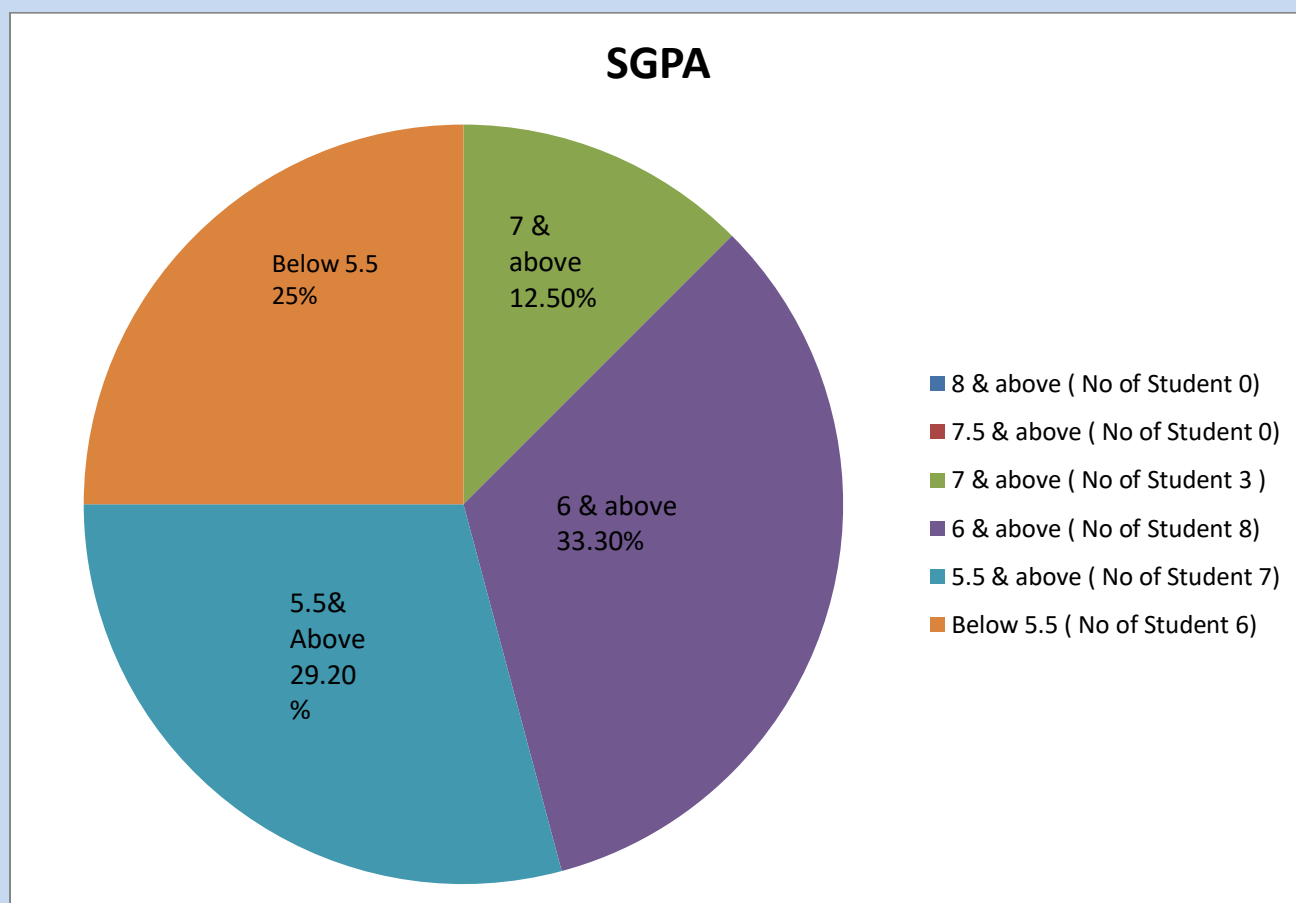
2023 -24

6<sup>TH</sup> SEMESTER HONS

DEPARTMENT OF EDUCATION

PROGRAMME OUTCOME

SGPA	8 & ABOVE	7.5 & ABOVE	7 & ABOVE	6 & ABOVE	5.5 & ABOVE	BELOW 5.5	TOTAL NUMBER OF STUDENTS
NUMBER OF STUDENTS	0	0	3	8	7	6	24





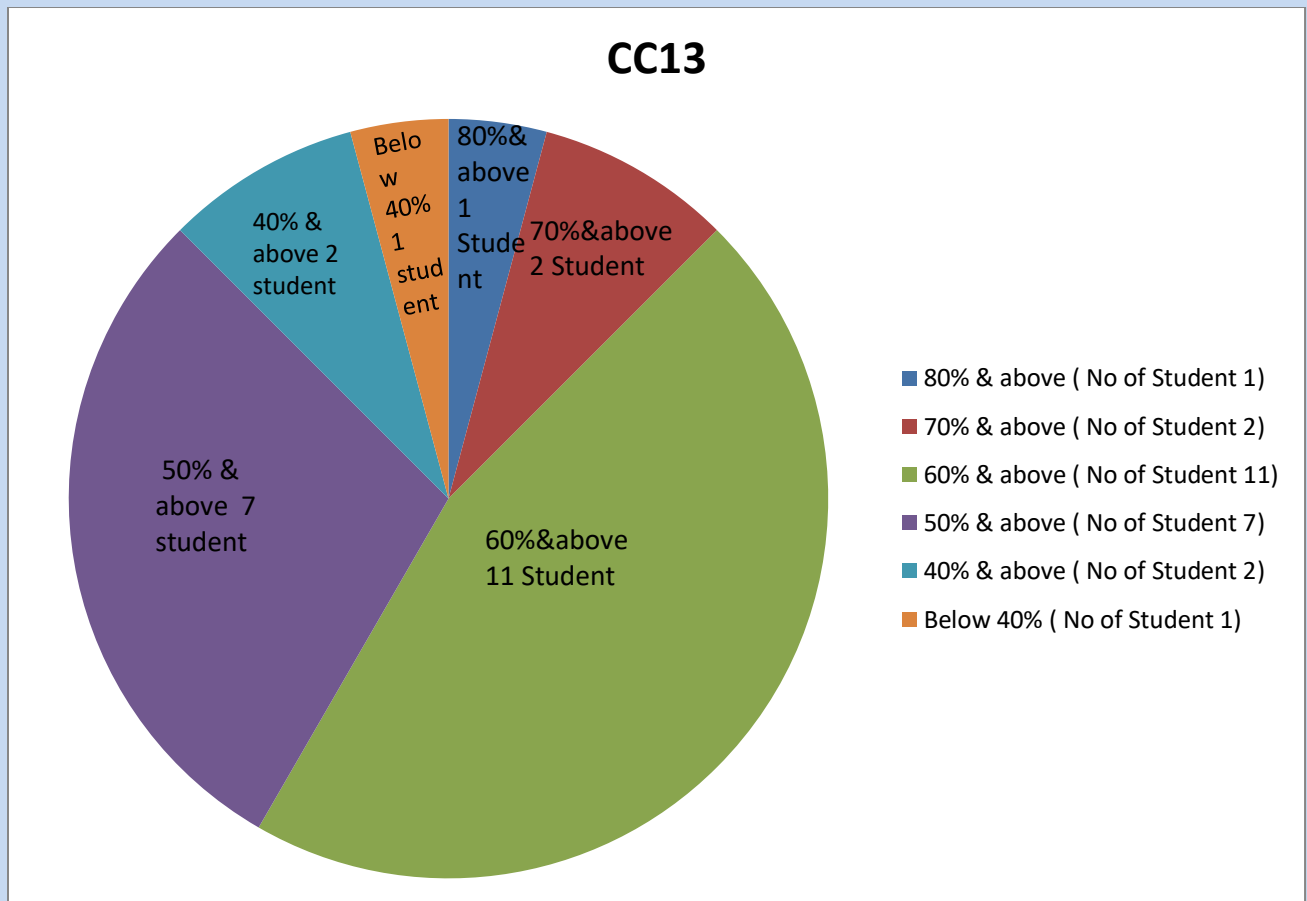
2023 -24

6<sup>TH</sup> SEMESTER HONS

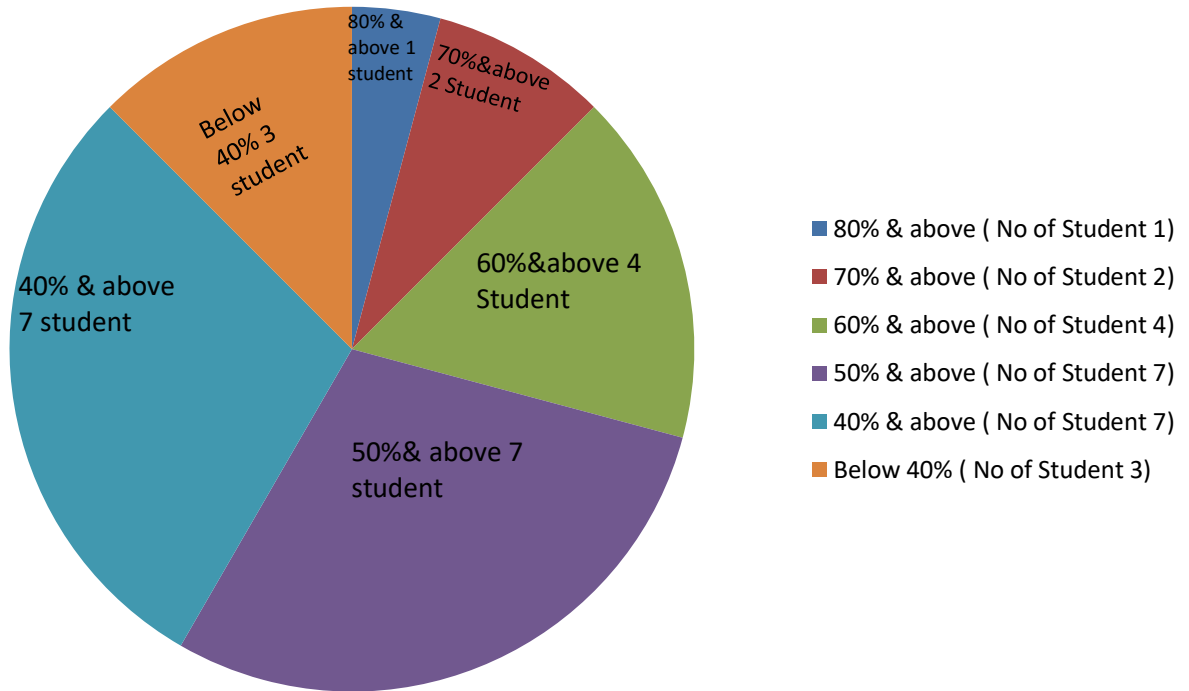
DEPARTMENT OF EDUCATION

COURSE OUTCOME

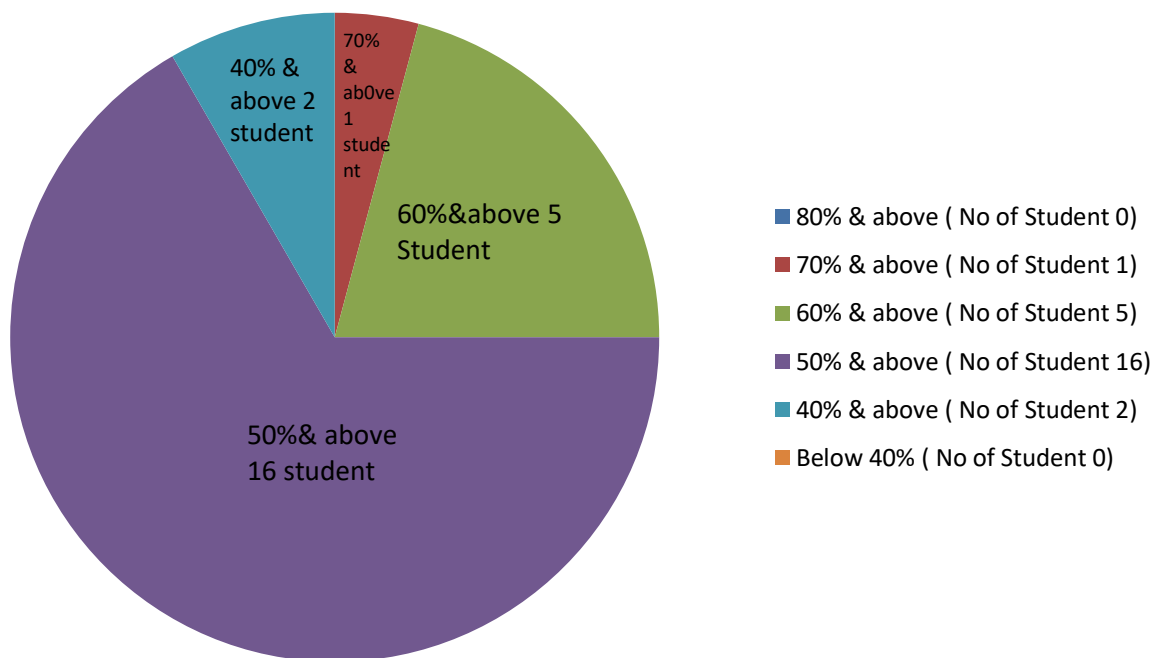
Course name	80% & above	70% & above	60% & above	50% & above	40% & above	Below 40%	Total number of students
CC13	1	2	11	7	2	1	24
CC14	1	2	4	7	7	3	24
DSE A	0	1	5	16	2	0	24
DSE B	0	7	12	5	0	0	24



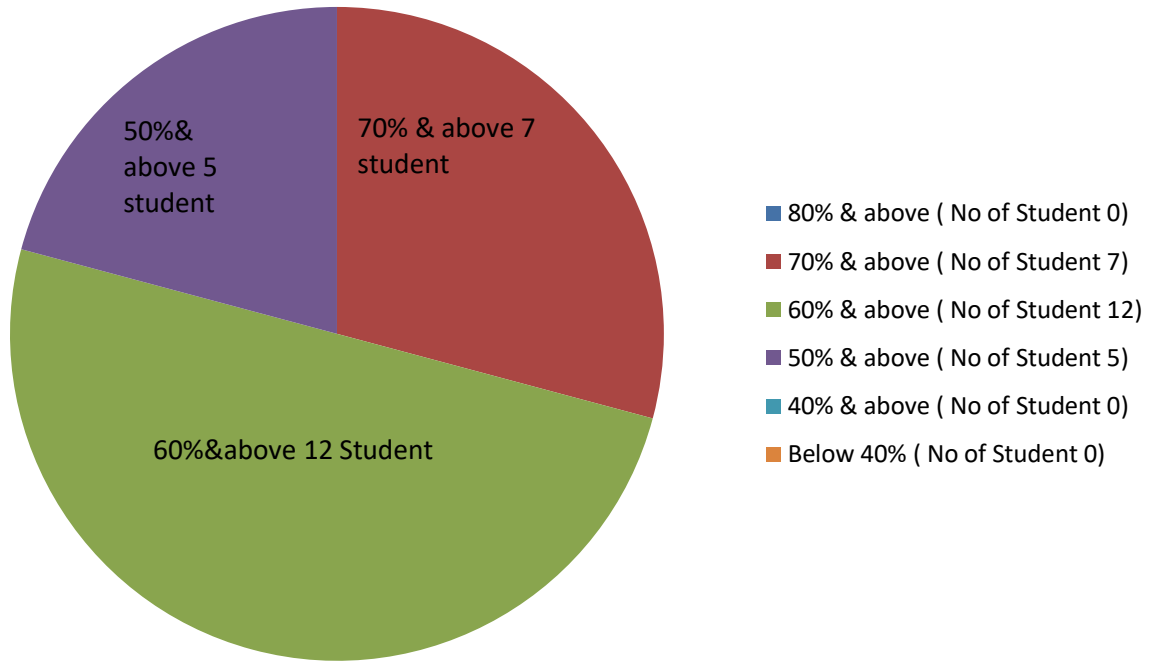
### CC14



### DSE A



## DSE B



2023 -24

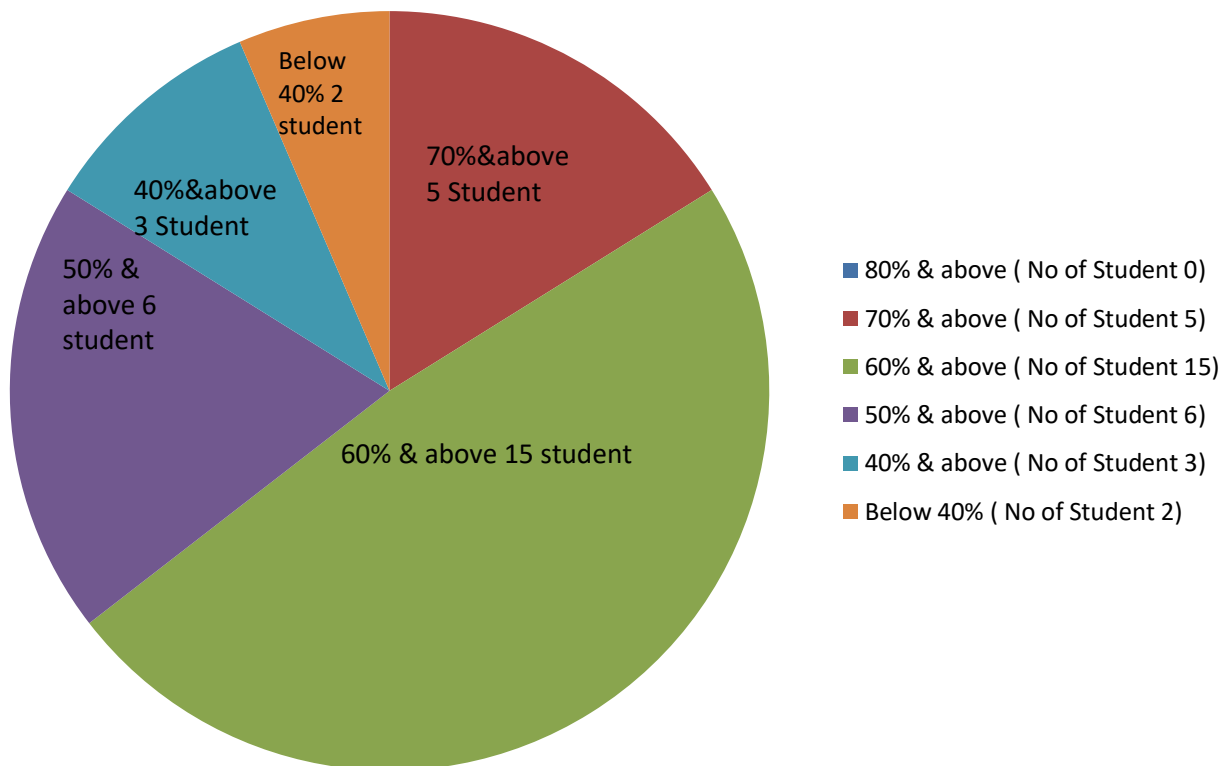
5<sup>TH</sup> SEMESTER HONS

DEPARTMENT OF EDUCATION

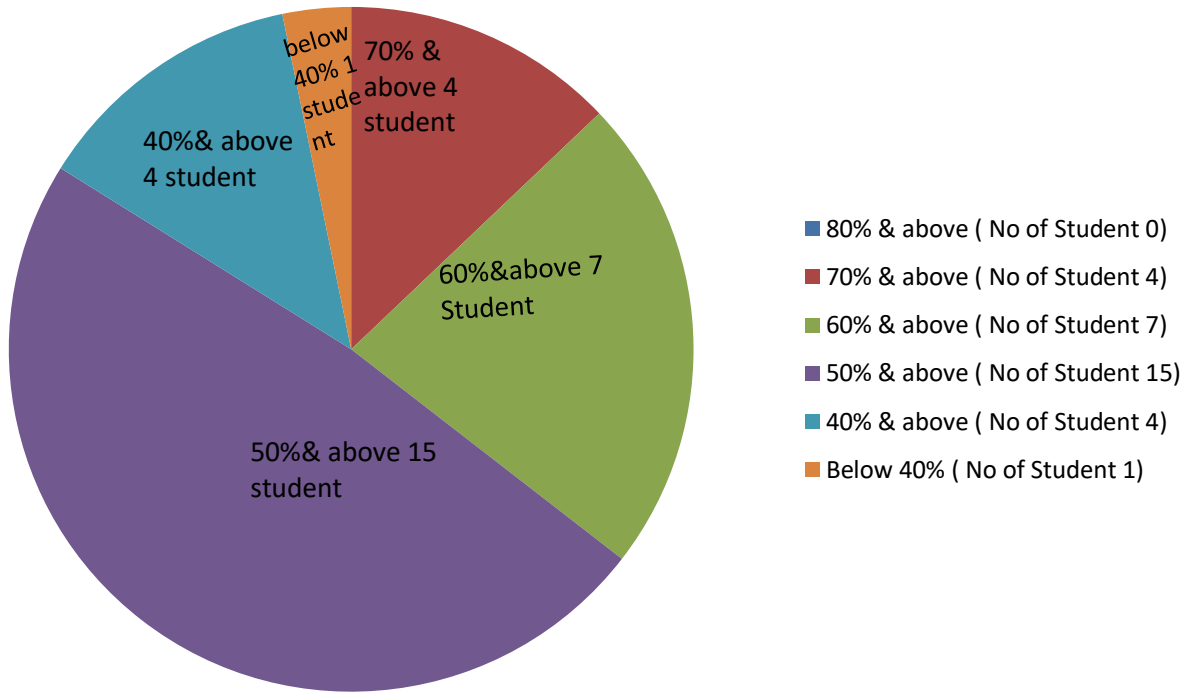
COURSE OUTCOME

Course name	80% & above	70% & above	60% & above	50% & above	40% & above	Below 40%	Total number of students
CC11	0	5	15	6	3	2	31
CC12	0	4	7	15	4	1	31
DSE A	0	1	16	12	2	0	31
DSE B	0	6	15	8	2	0	31

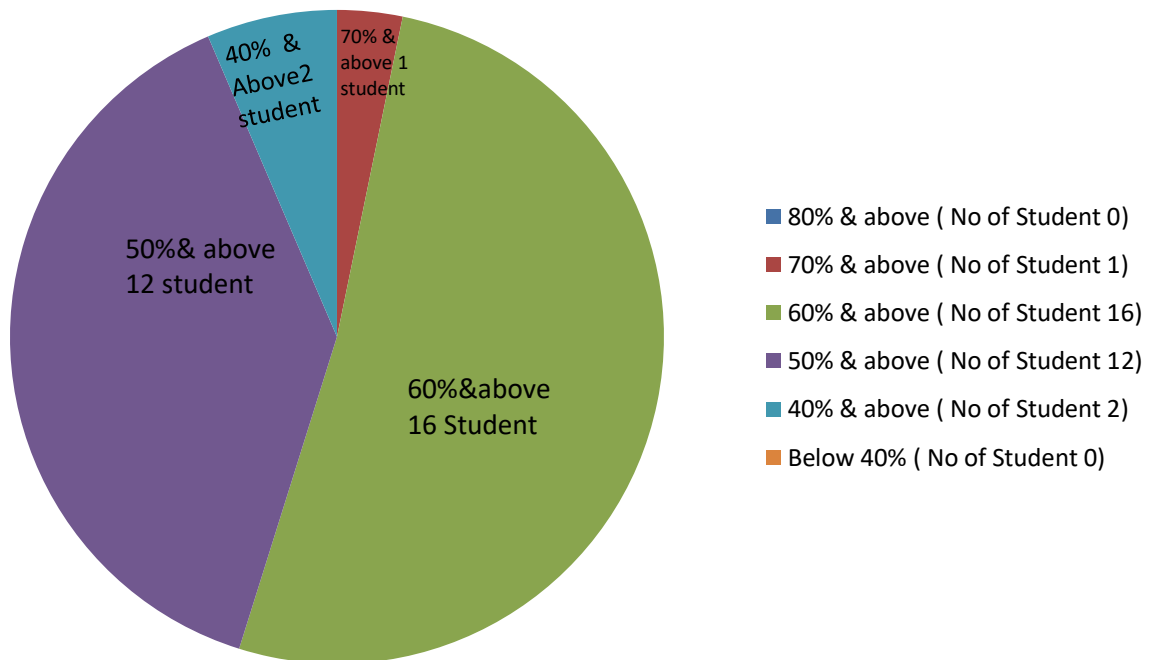
**CC11**



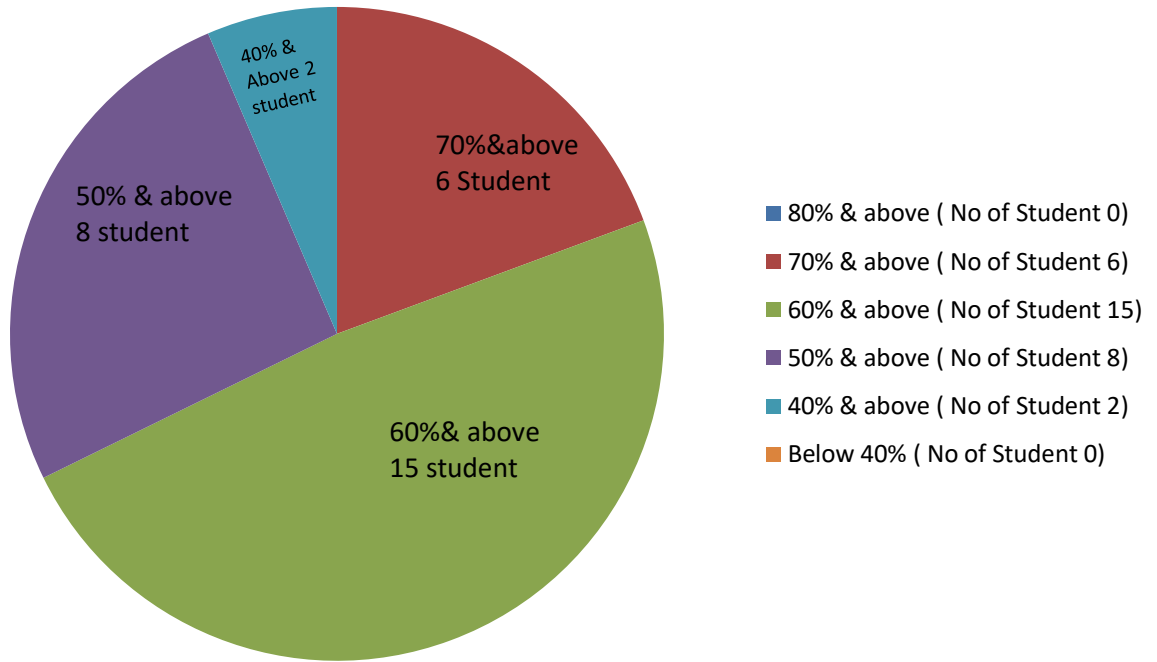
## CC12



## DSE A



## DSE B



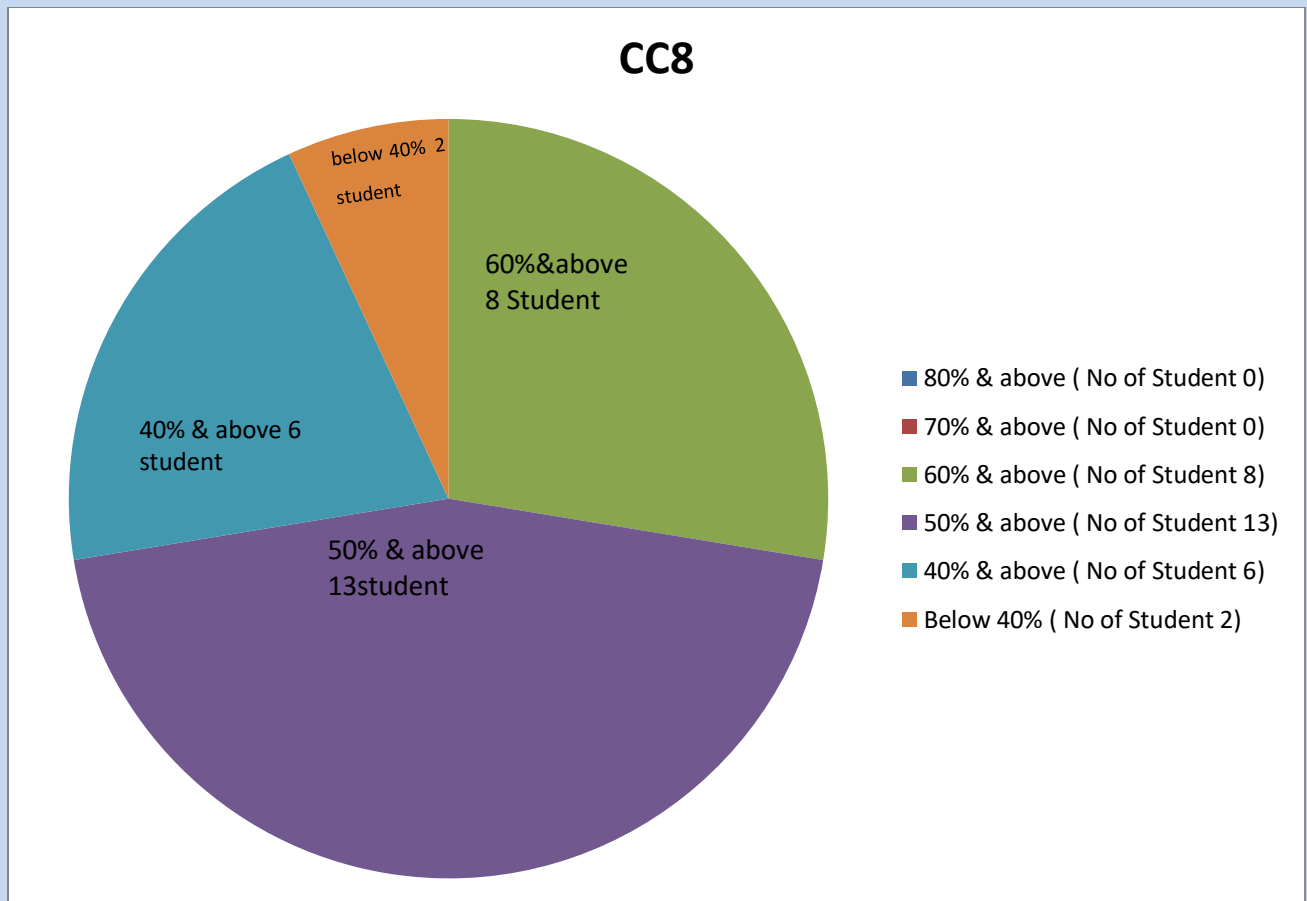
2023 -24

4<sup>TH</sup> SEMESTER HONS

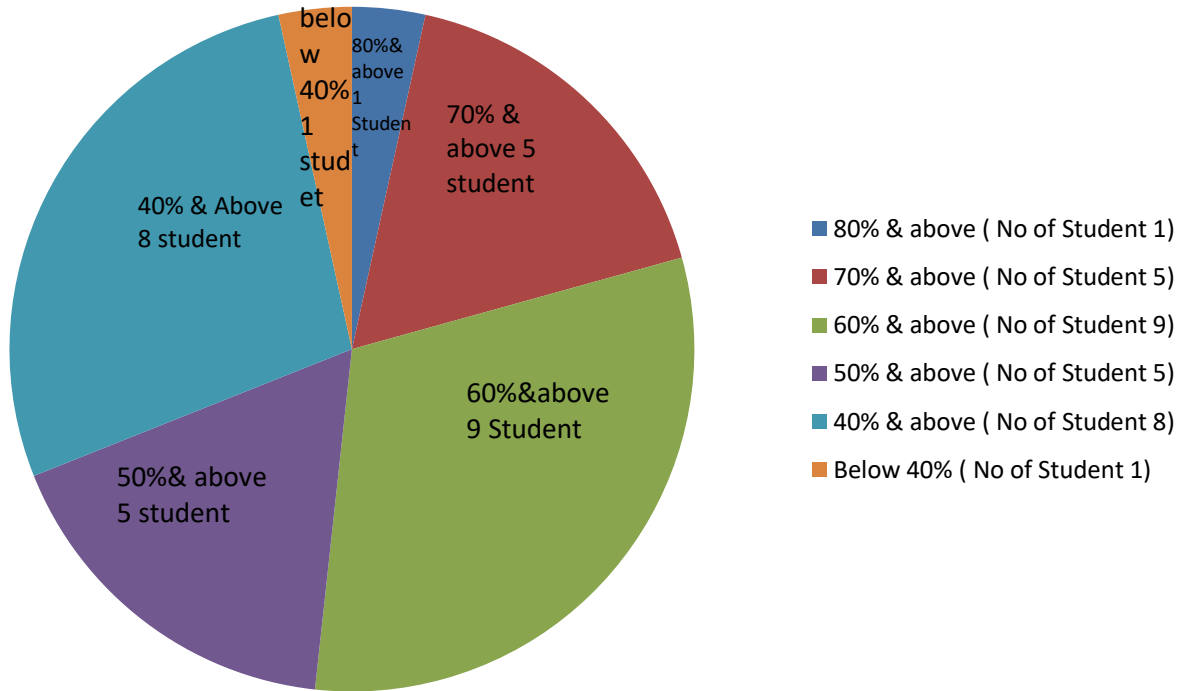
DEPARTMENT OF EDUCATION

COURSE OUTCOME

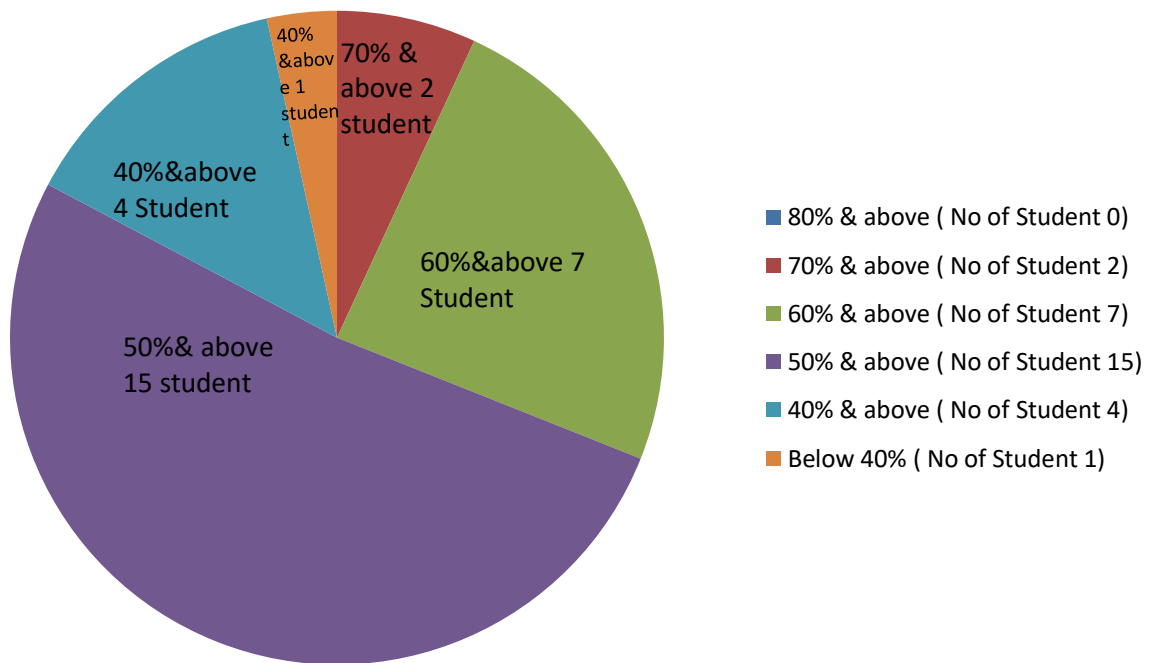
Course name	80% & above	70% & above	60% & above	50% & above	40% & above	Below 40%	Total number of students
CC8	0	0	8	13	6	2	29
CC9	1	5	9	5	8	1	29
CC10	0	2	7	15	4	1	29
SEC B	1	6	7	8	6	1	29



### CC9

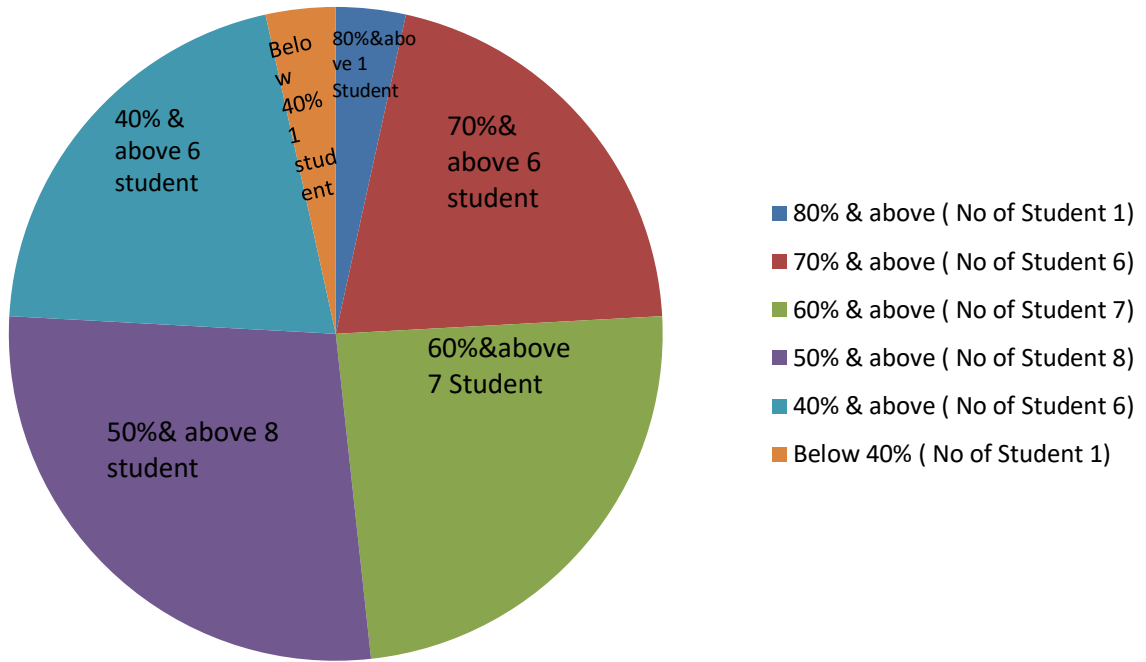


### CC10





## SEC B



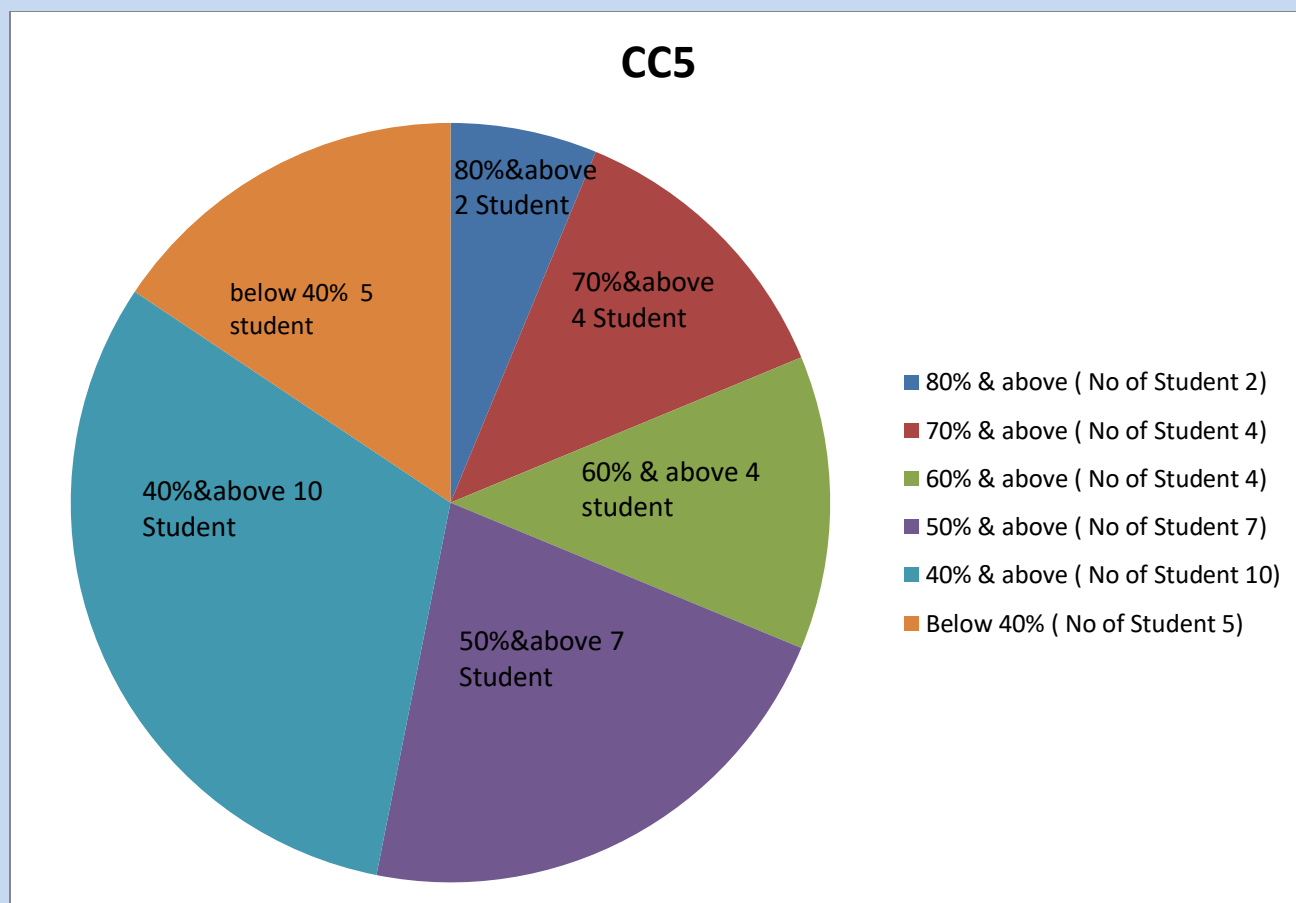
2023 -24

3<sup>RD</sup> SEMESTER HONS

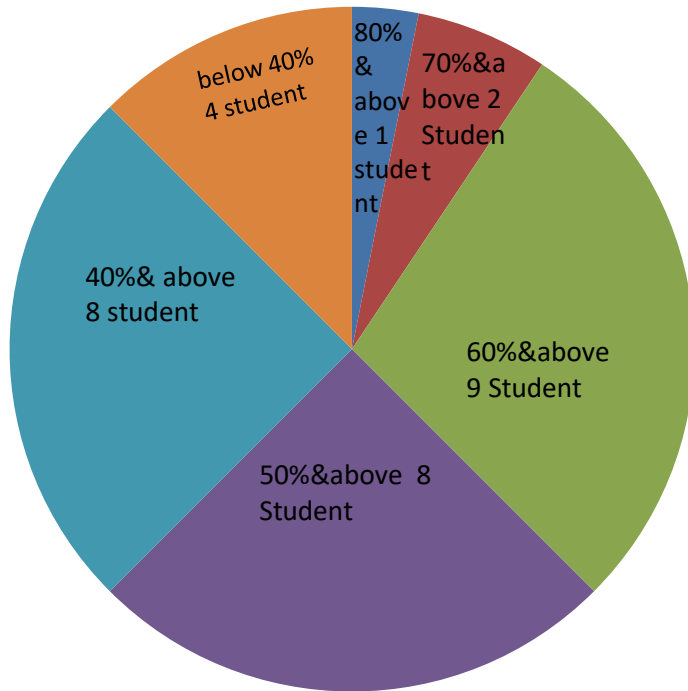
DEPARTMENT OF EDUCATION

COURSE OUTCOME

Course name	80% & above	70% & above	60% & above	50% & above	40% & above	Below 40%	Total number of students
CC5	2	4	4	7	10	5	32
CC6	1	2	9	8	8	4	32
CC7	1	4	14	8	4	1	32
SEC A	1	0	8	10	9	4	32

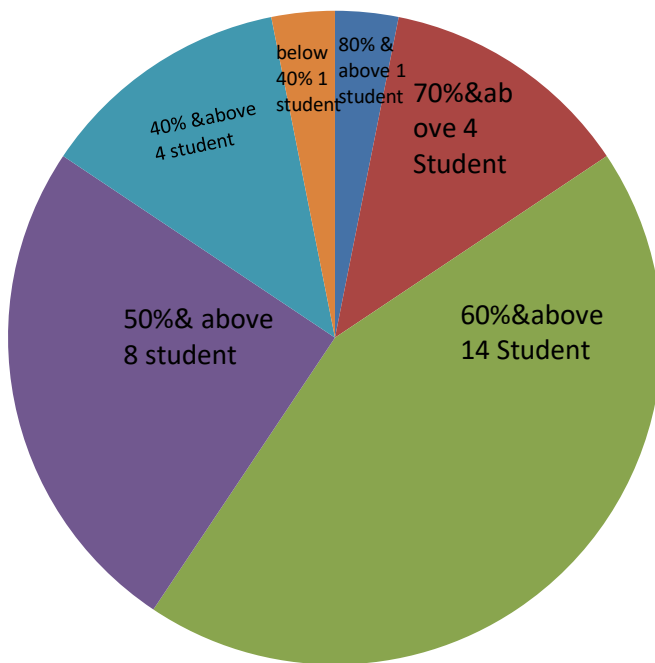


### CC6



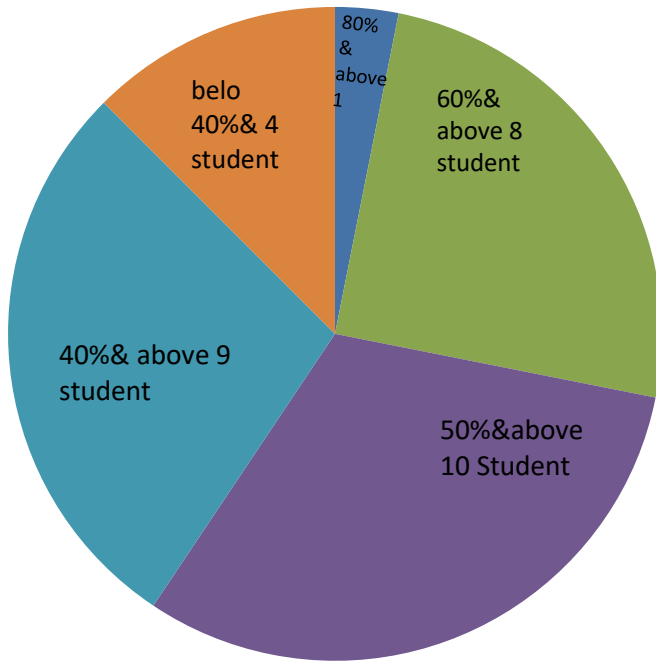
- 80% & above ( No of Student 1)
- 70% & above ( No of Student 2)
- 60% & above ( No of Student 9)
- 50% & above ( No of Student 8)
- 40% & above ( No of Student 8)
- Below 40% ( No of Student 4)

### CC7



- 80% & above ( No of Student 1)
- 70% & above ( No of Student 4)
- 60% & above ( No of Student 14)
- 50% & above ( No of Student 8)
- 40% & above ( No of Student 4)
- Below 40% ( No of Student 1)

# SEC A



- 80% & above ( No of Student 1)
- 70% & above ( No of Student 0)
- 60% & above ( No of Student 8)
- 50% & above ( No of Student 10)
- 40% & above ( No of Student 9)
- Below 40% ( No of Student 4)

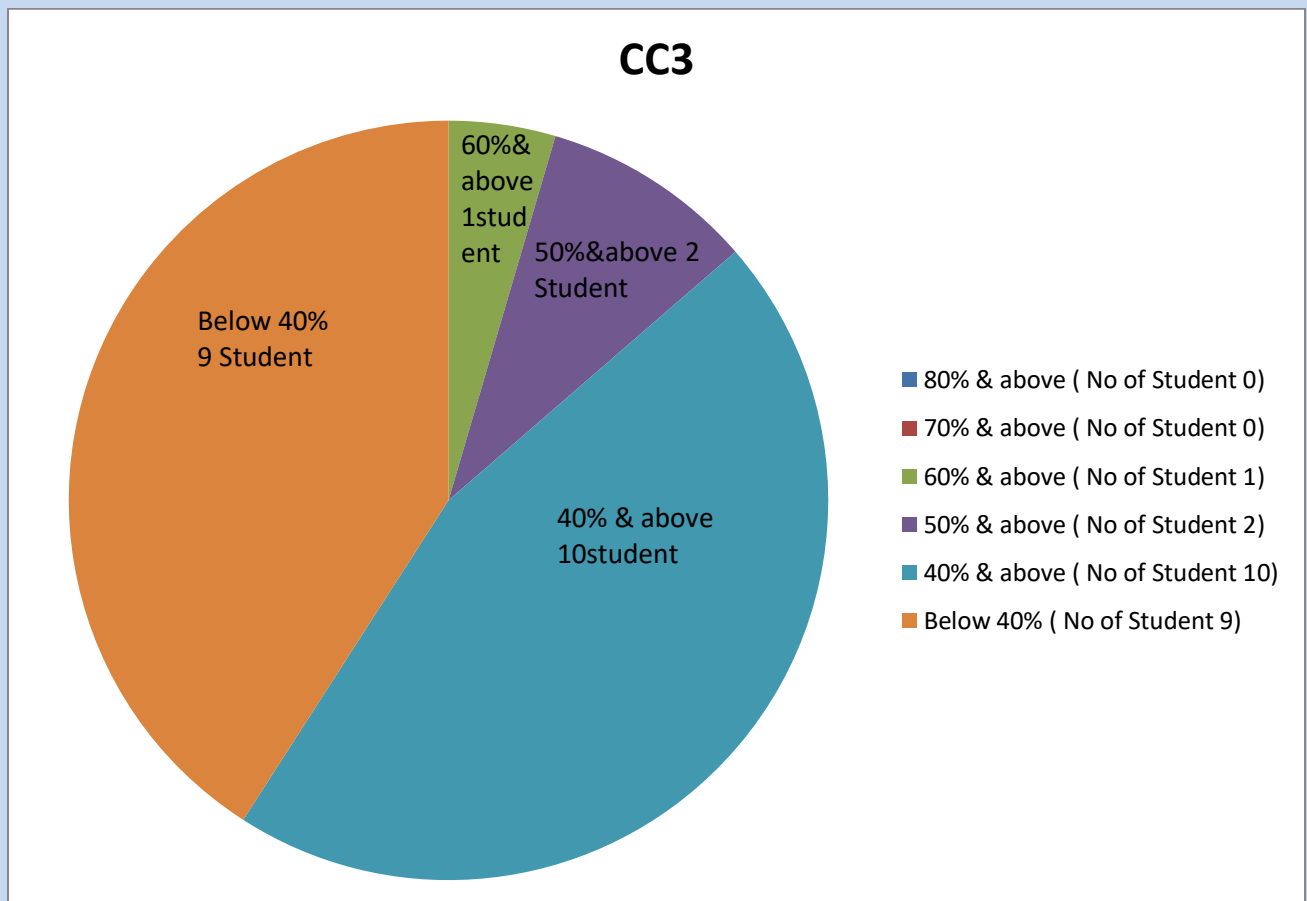
2023 -24

2<sup>ND</sup> SEMESTER HONS

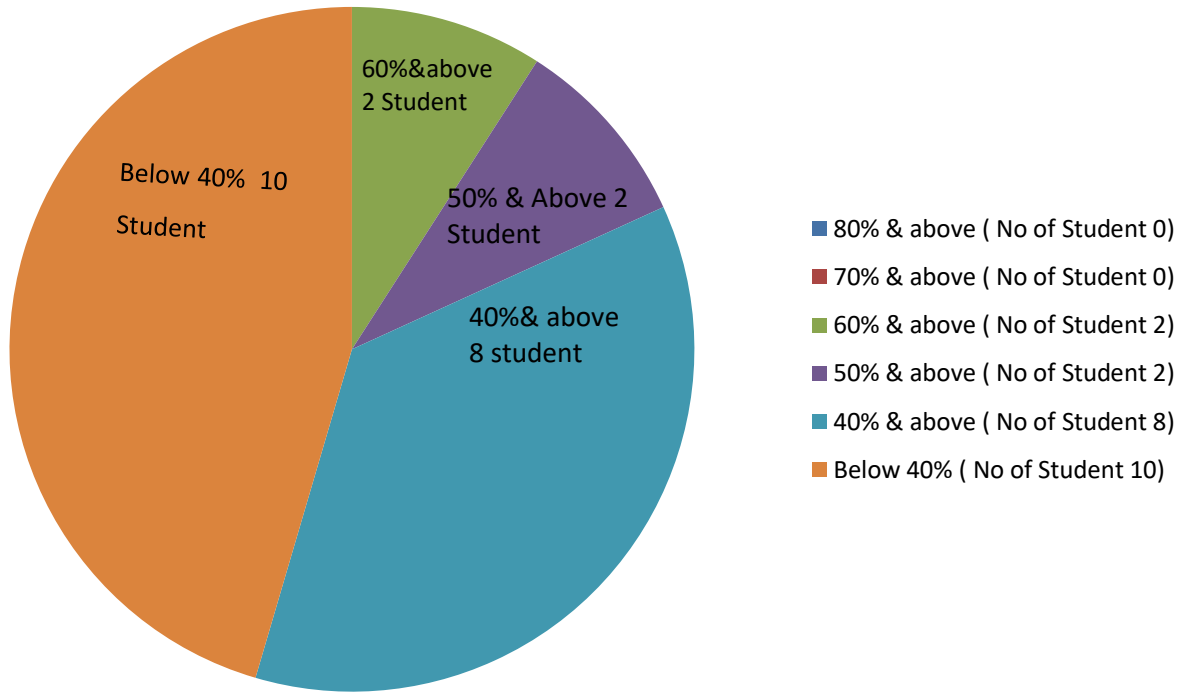
DEPARTMENT OF EDUCATION

COURSE OUTCOME

Course name	80% & above	70% & above	60% & above	50% & above	40% & above	Below 40%	Total number of students
CC3	0	0	1	2	10	9	22
CC4	0	0	2	2	8	10	22



# CC4



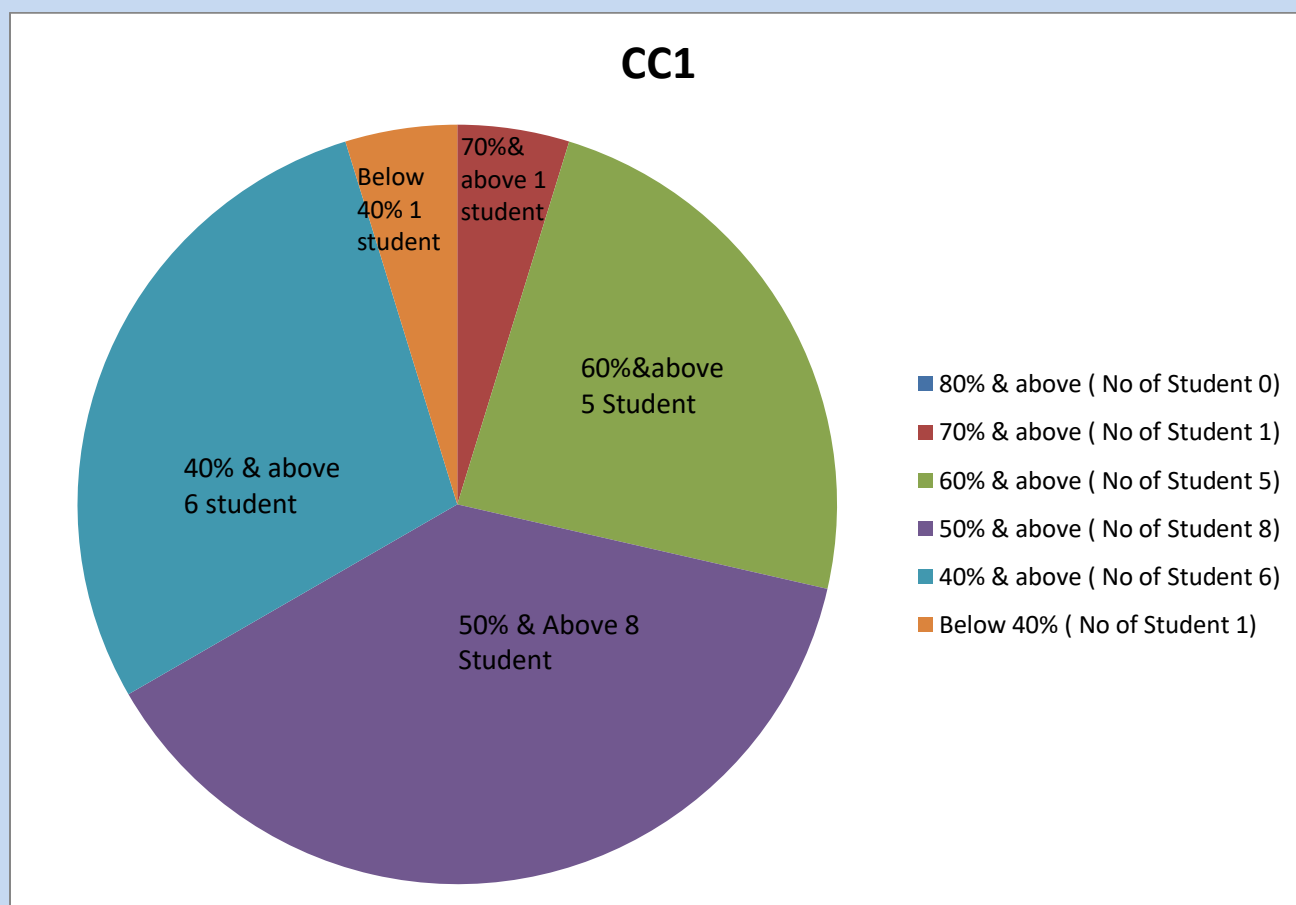
2023 -24

1<sup>ST</sup> SEMESTER HONS

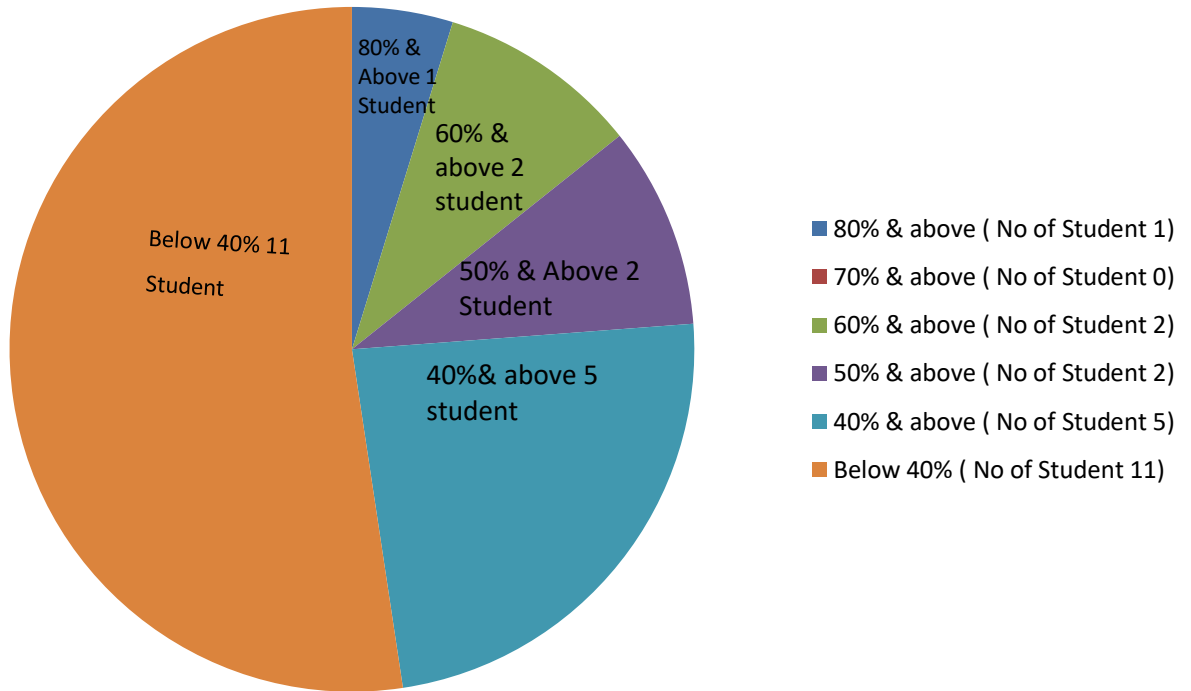
DEPARTMENT OF EDUCATION

COURSE OUTCOME

Course name	80% & above	70% & above	60% & above	50% & above	40% & above	Below 40%	Total number of students
CC1	0	1	5	8	6	1	21
CC2	1	0	2	2	5	11	21



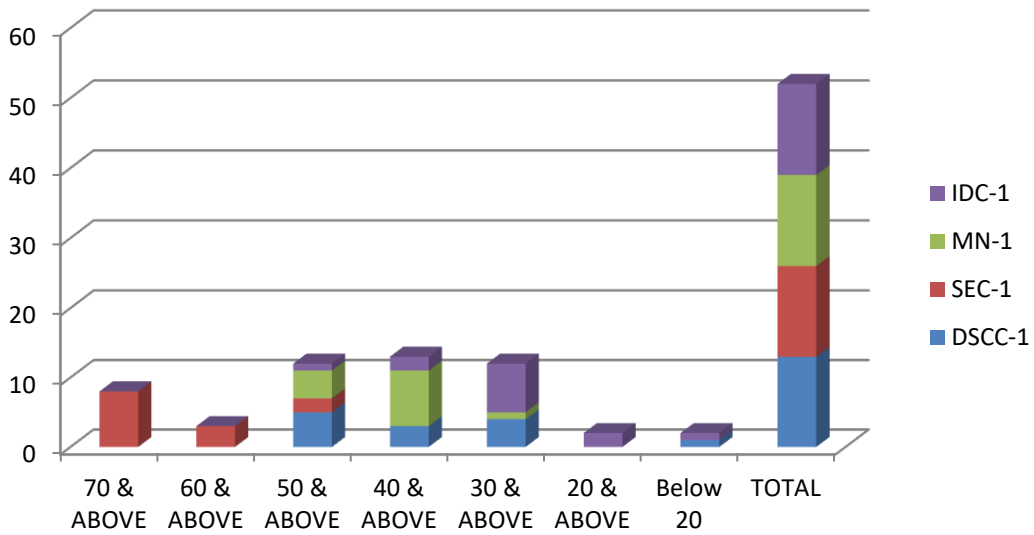
## CC2





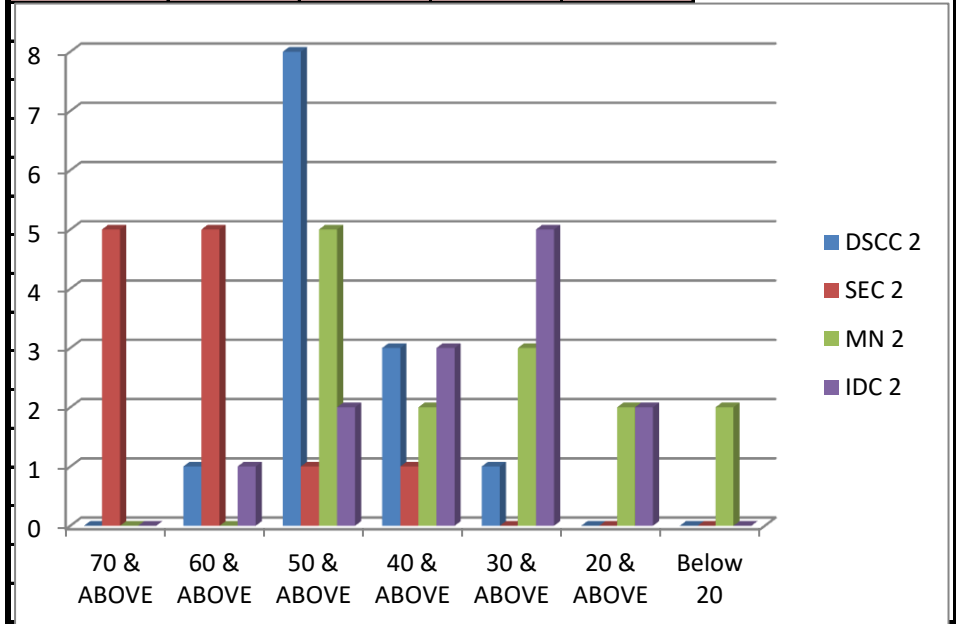
**KHUDIRAM BOSE CENTRAL COLLEGE**  
**DEPARTMENT -HISTORY/ SEMESTER -1 (CCF)**  
**ACADEMIC YEAR-2023-24**  
**NO OF STUDENTS APPEARED FOR EXAMINATION-13**  
**COURSE OUTCOME OF SEM I(HONOURS)**

RANGE	NO OF STUDENTS			
	DSCC-1	SEC-1	MN-1	IDC-1
70 & ABOVE	0	8	0	0
60 & ABOVE	0	3	0	0
50 & ABOVE	5	2	4	1
40 & ABOVE	3	0	8	2
30 & ABOVE	4	0	1	7
20 & ABOVE	0	0	0	2
Below 20	1	0	0	1
<b>TOTAL</b>	<b>13</b>	<b>13</b>	<b>13</b>	<b>13</b>



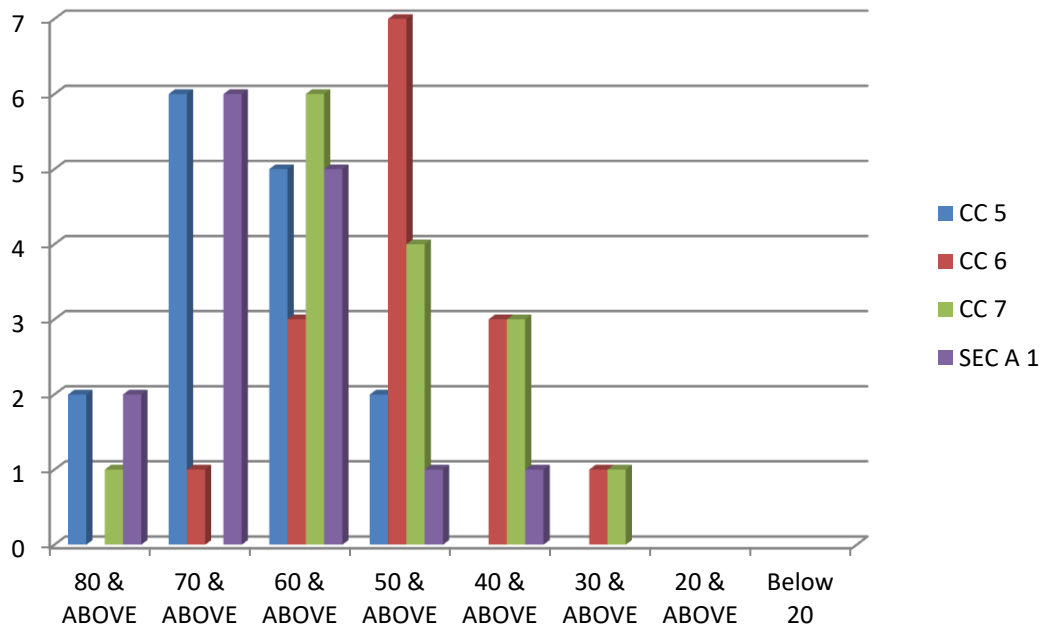
**KHUDIRAM BOSE CENTRAL COLLEGE**  
**DEPARTMENT -HISTORY/ SEMESTER -2 (CCF)**  
**ACADEMIC YEAR-2023-24**  
**NO OF STUDENTS APPEARED FOR EXAMINATION-13**  
**COURSE OUTCOME OF SEM 2(HONOURS)**

RANGE	NO OF STUDENTS			
	DSCC 2	SEC 2	MN 2	IDC 2
70 & ABOVE	0	5	0	0
60 & ABOVE	1	5	0	1
50 & ABOVE	8	1	5	2
40 & ABOVE	3	1	2	3
30 & ABOVE	1	0	3	5
20 & ABOVE	0	0	2	2
Below 20	0	0	2	0
<b>TOTAL</b>	<b>13</b>	<b>13</b>	<b>13</b>	<b>13</b>



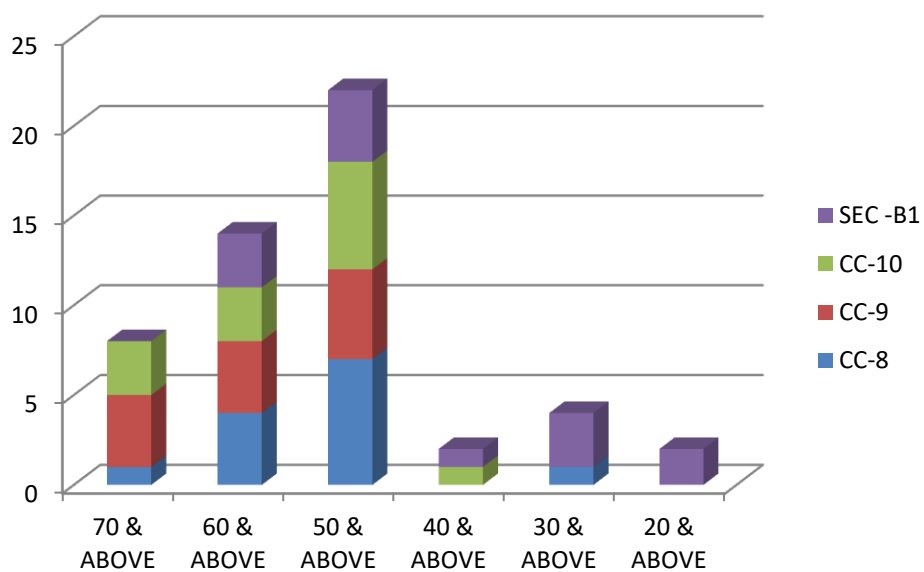
**KHUDIRAM BOSE CENTRAL COLLEGE**  
**DEPARTMENT -HISTORY/ SEMESTER -3**  
**ACADEMIC YEAR-2023-24**  
**NO OF STUDENTS APPEARED FOR EXAMINATION-15**  
**COURSE OUTCOME OF SEM III(HONOURS)**

RANGE OF MARKS	NO OF STUDENTS			
	CC 5	CC 6	CC 7	SEC A 1
80 & ABOVE	2		1	2
70 & ABOVE	6	1		6
60 & ABOVE	5	3	6	5
50 & ABOVE	2	7	4	1
40 & ABOVE		3	3	1
30 & ABOVE		1	1	
20 & ABOVE				
Below 20				
<b>TOTAL</b>	15	15	15	15



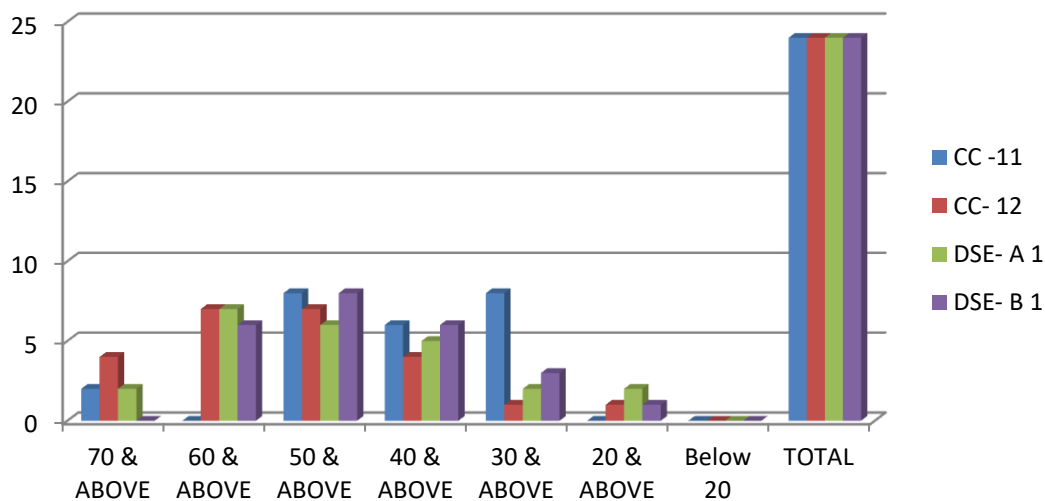
**KHUDIRAM BOSE CENTRAL COLLEGE**  
**DEPARTMENT -HISTORY/ SEMESTER -4**  
**ACADEMIC YEAR-2023-24**  
**NO OF STUDENTS APPEARED FOR EXAMINATION-15**  
**COURSE OUTCOME OF SEM IV(HONOURS)**

RANGE	NO OF STUDENTS			
	CC-8	CC-9	CC-10	SEC -B1
70 & ABOVE	1	4	3	0
60 & ABOVE	4	4	3	3
50 & ABOVE	7	5	6	4
40 & ABOVE	0	0	1	1
30 & ABOVE	1	0	0	3
20 & ABOVE	0	0	0	2
<b>TOTAL</b>	<b>15</b>	<b>15</b>	<b>15</b>	<b>15</b>



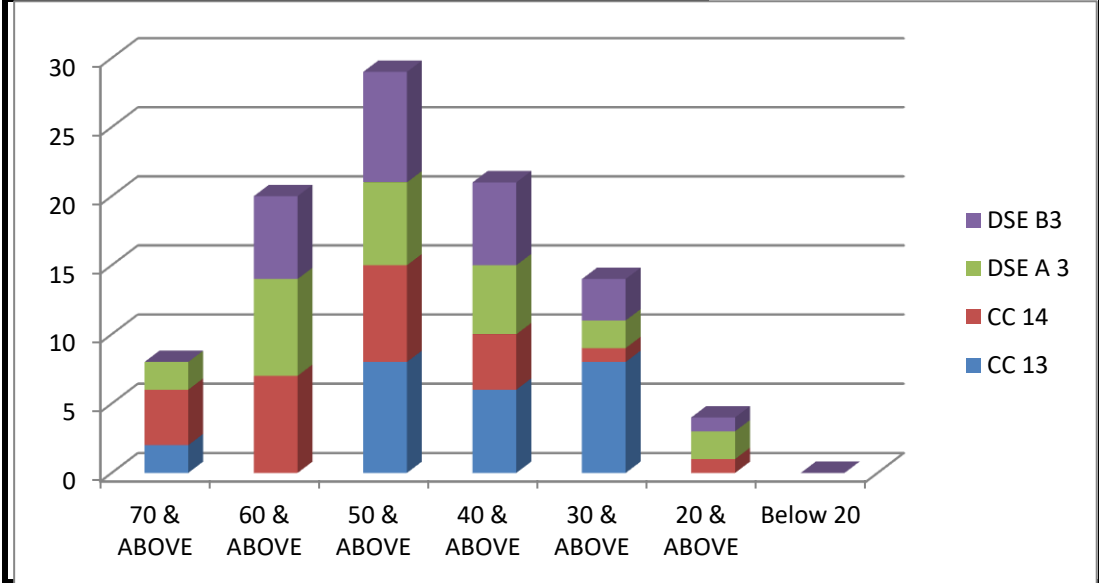
**KHUDIRAM BOSE CENTRAL COLLEGE**  
**DEPARTMENT -HISTORY/ SEMESTER -5**  
**ACADEMIC YEAR-2023-24**  
**NO OF STUDENTS APPEARED FOR EXAMINATION-24**  
**COURSE OUTCOME OF SEM V (HONOURS)**

RANGE OF MARKS	NO OF STUDENTS			
	CC -11	CC- 12	DSE- A 1	DSE- B 1
70 & ABOVE	2	4	2	0
60 & ABOVE	0	7	7	6
50 & ABOVE	8	7	6	8
40 & ABOVE	6	4	5	6
30 & ABOVE	8	1	2	3
20 & ABOVE	0	1	2	1
Below 20	0	0	0	0
<b>TOTAL</b>	<b>24</b>	<b>24</b>	<b>24</b>	<b>24</b>



**KHUDIRAM BOSE CENTRAL COLLEGE**  
**DEPARTMENT -HISTORY/ SEMESTER -6**  
**ACADEMIC YEAR-2023-24**  
**NO OF STUDENTS APPEARED FOR EXAMINATION-24**  
**COURSE OUTCOME OF SEM VI (HONOURS)**

RANGE OF MARKS	NO OF STUDENTS			
	CC 13	CC 14	DSE A 3	DSE B3
70 & ABOVE	2	4	2	0
60 & ABOVE	0	7	7	6
50 & ABOVE	8	7	6	8
40 & ABOVE	6	4	5	6
30 & ABOVE	8	1	2	3
20 & ABOVE	0	1	2	1
Below 20	0	0	0	0
<b>TOTAL</b>	<b>24</b>	<b>24</b>	<b>24</b>	<b>24</b>

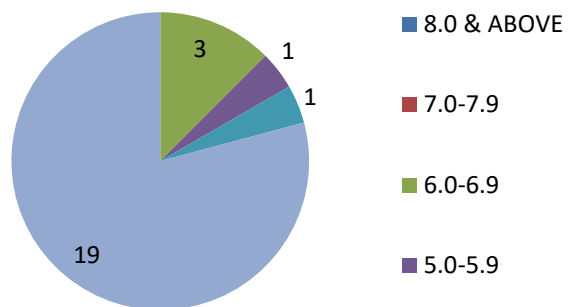


**KHUDIRAM BOSE CENTRAL COLLEGE**  
**DEPARTMENT -HISTORY/ SEMESTER -VI**  
**ACADEMIC YEAR-2023-24**  
**NO OF STUDENTS APPEARED FOR EXAMINATION-24**  
**PROGRAMME OUTCOME OF SEMESTER VI(HONOURS)**

**PROGRAMME OUTCOME IN TERMS OF  
CGPA FOR SEM VI(HONOURS)**

<b>RANGE</b>	<b>NO OF STUDENTS</b>
<b>8.0 &amp; ABOVE</b>	<b>0</b>
<b>7.0-7.9</b>	<b>0</b>
<b>6.0-6.9</b>	<b>3</b>
<b>5.0-5.9</b>	<b>1</b>
<b>4.0-4.9</b>	<b>1</b>
<b>3.0-3.9</b>	<b>0</b>
<b>PROGRAMME NOT CLEARED</b>	<b>19</b>

**PROGRAMME OUTCOME IN TERMS OF CGPA  
FOR SEM VI(HONOURS)**

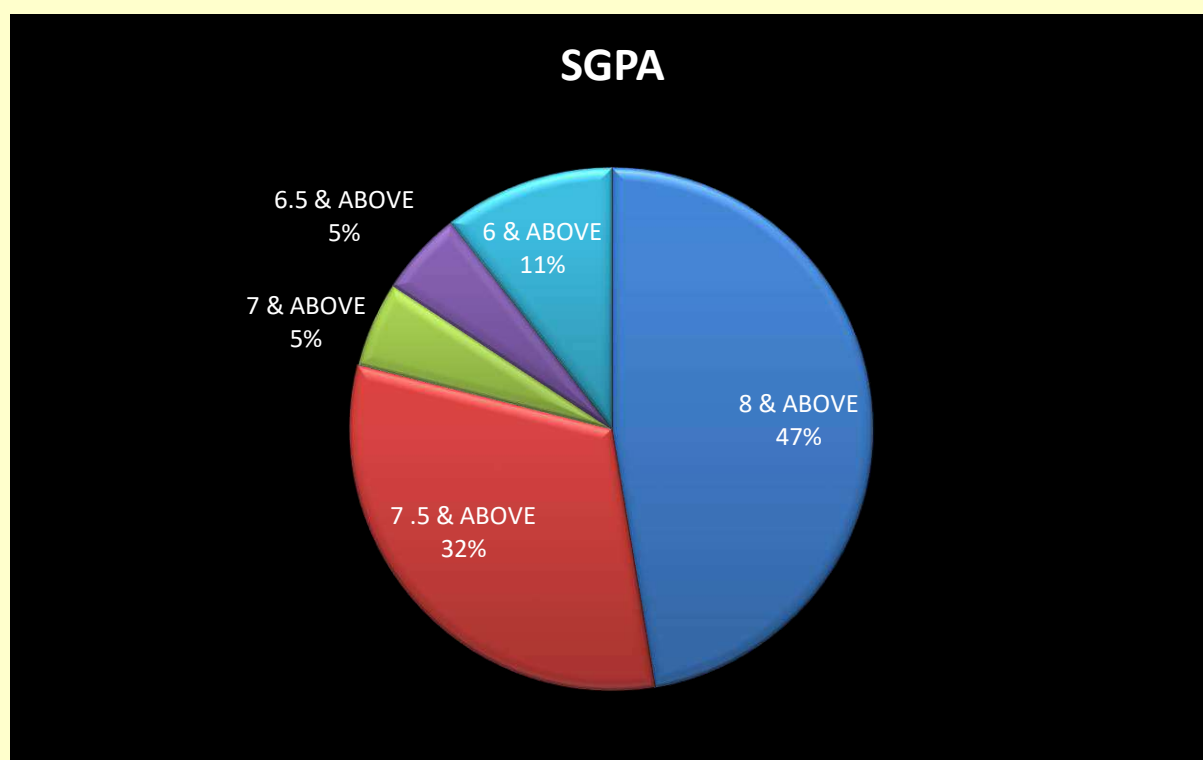


**2023-2024**(Result published on 27/08/2024)

**6<sup>th</sup> SEMESTER HONS.**

**JOURNALISM & MASS COMMUNICATION**

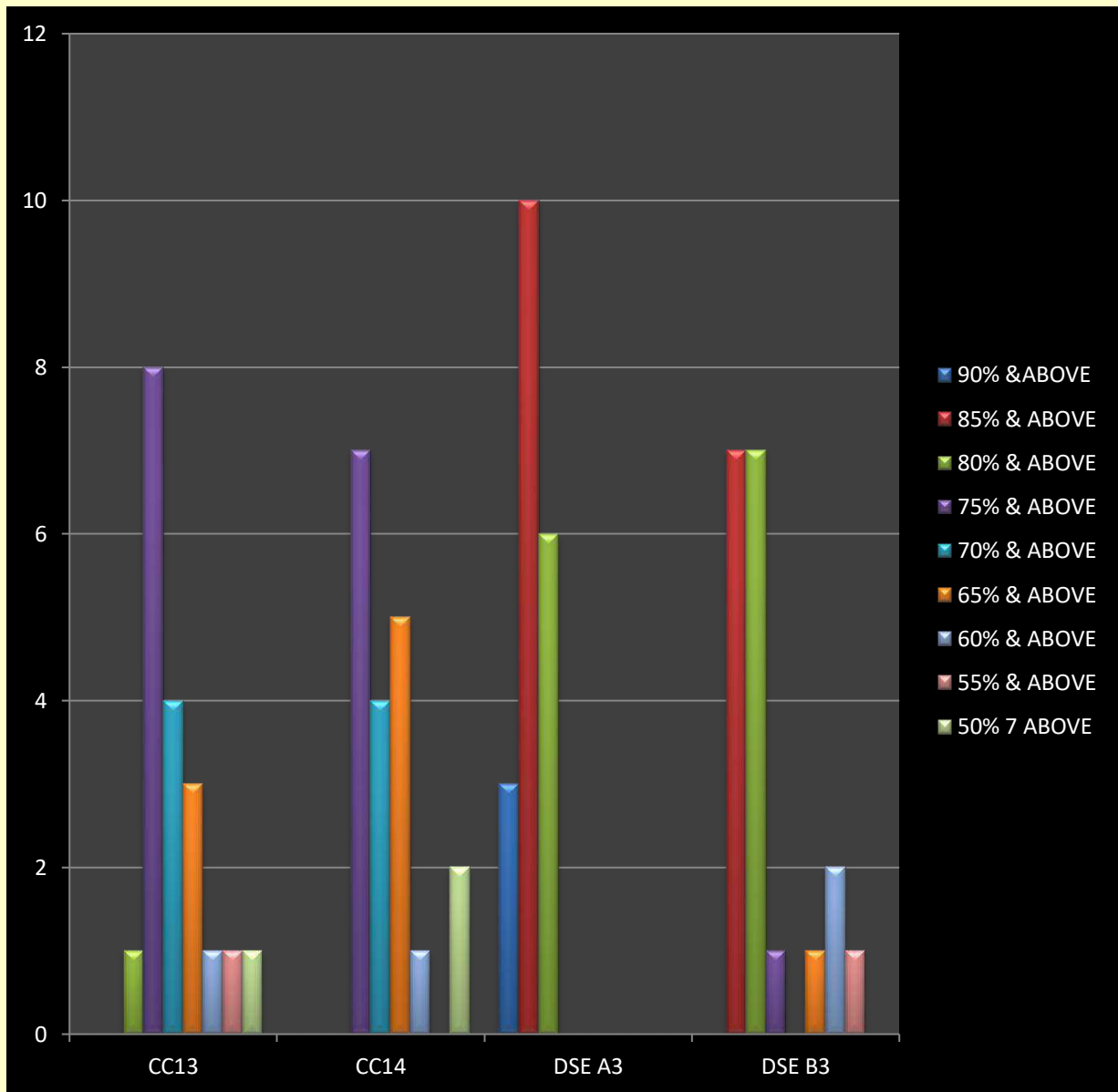
**PROGRAMME OUTCOME**



NAME OF THE PROGRAMME	SGPA					TOTAL
	8 & ABOVE	7.5 & ABOVE	7 & ABOVE	6.5 & ABOVE	6 & ABOVE	
6 <sup>TH</sup> SEMESTER HONS.	9	6	1	1	2	19



## COURSE OUTCOME



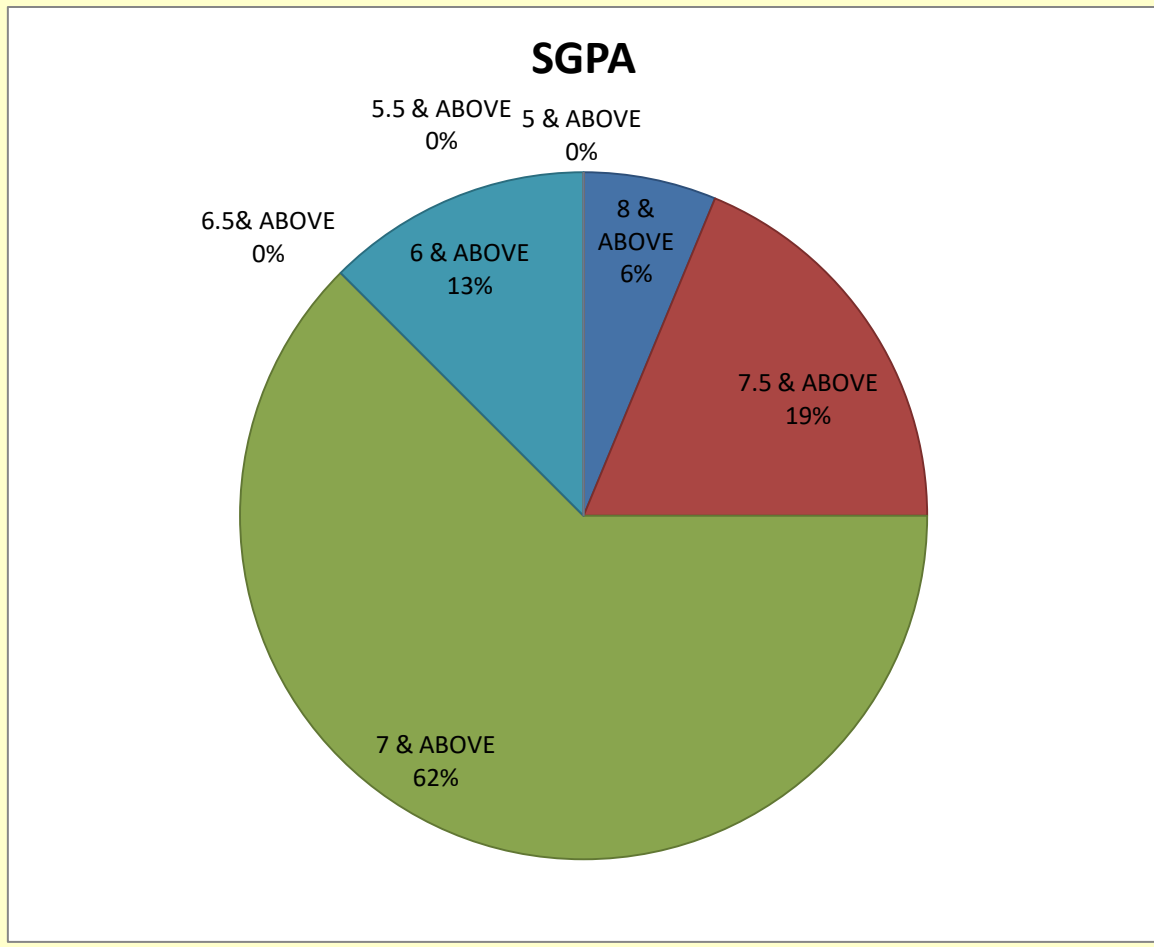
NAME OF THE COURSE	90% & ABOVE	85% & ABOVE	80% & ABOVE	75% & ABOVE	70% & ABOVE	65% & ABOVE	60% & ABOVE	55% & ABOVE	50% & ABOVE	TOTAL
CC13	0	0	1	8	4	3	1	1	1	19
CC14	0	0	0	7	4	5	1	0	2	19
DSE A3	3	10	6	0	0	0	0	0	0	19
DSE B3	0	7	7	1	0	1	2	1	0	19

**2023-2024**(Result published on 22/03/2024)

**5<sup>TH</sup> SEMESTER HONS.**

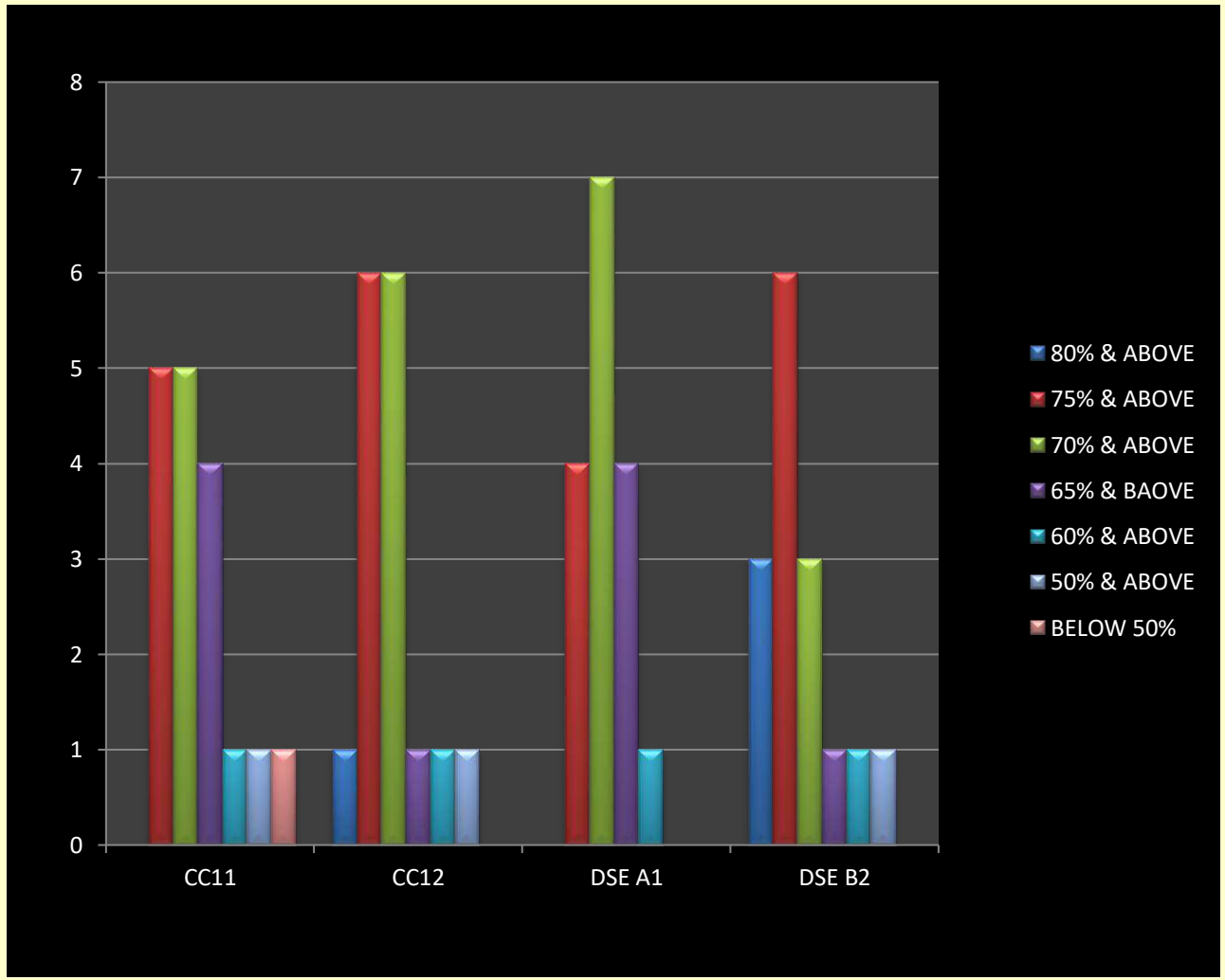
**JOURNALISM & MASS COMMUNICATION**

**PROGRAMME OUTCOME**



NAME OF THE PROGRAMME	SGPA							TOTAL
	8 & ABOVE	7.5 & ABOVE	7 & ABOVE	6.5 & ABOVE	6 & ABOVE	5.5 & ABOVE	5 & ABOVE	
5 <sup>TH</sup> SEMESTER HONS.	1	3	10	0	2	0	2	18

## COURSE OUTCOME



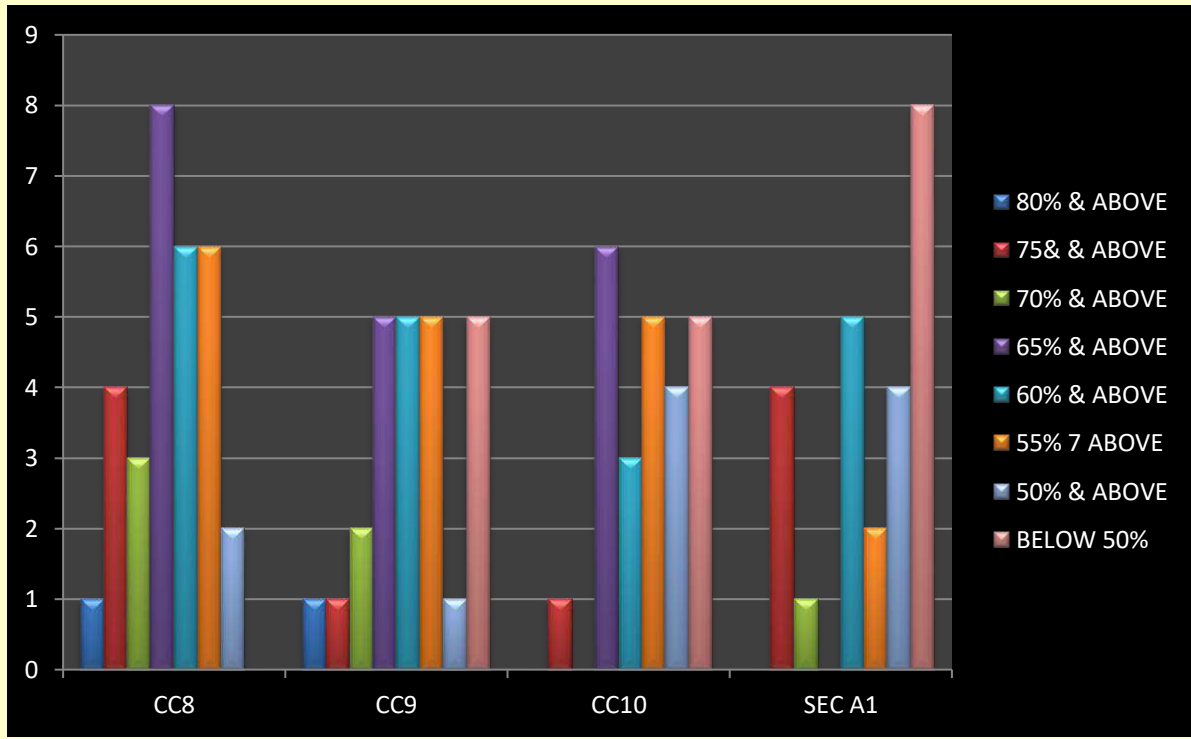
NAME OF THE COURSE	85% & ABOVE	80% & ABOVE	75% & ABOVE	70% & ABOVE	65% & ABOVE	60% & ABOVE	55% & ABOVE	50% & ABOVE	BELOW 50%	TOTAL
CC11	0	0	5	5	4	1	1	1	1	18
CC12	0	1	6	6	1	1	2	1	0	18
DSE A1	0	0	4	7	4	1	2	0	0	18
DSE B2	2	3	6	3	1	1	1	1	0	18

**2023-2024**(Result published on 01/10/2024)

**4<sup>TH</sup> SEMESTER HONS.**

**JOURNALISM & MASS COMMUNICATION**

**COURSE OUTCOME**



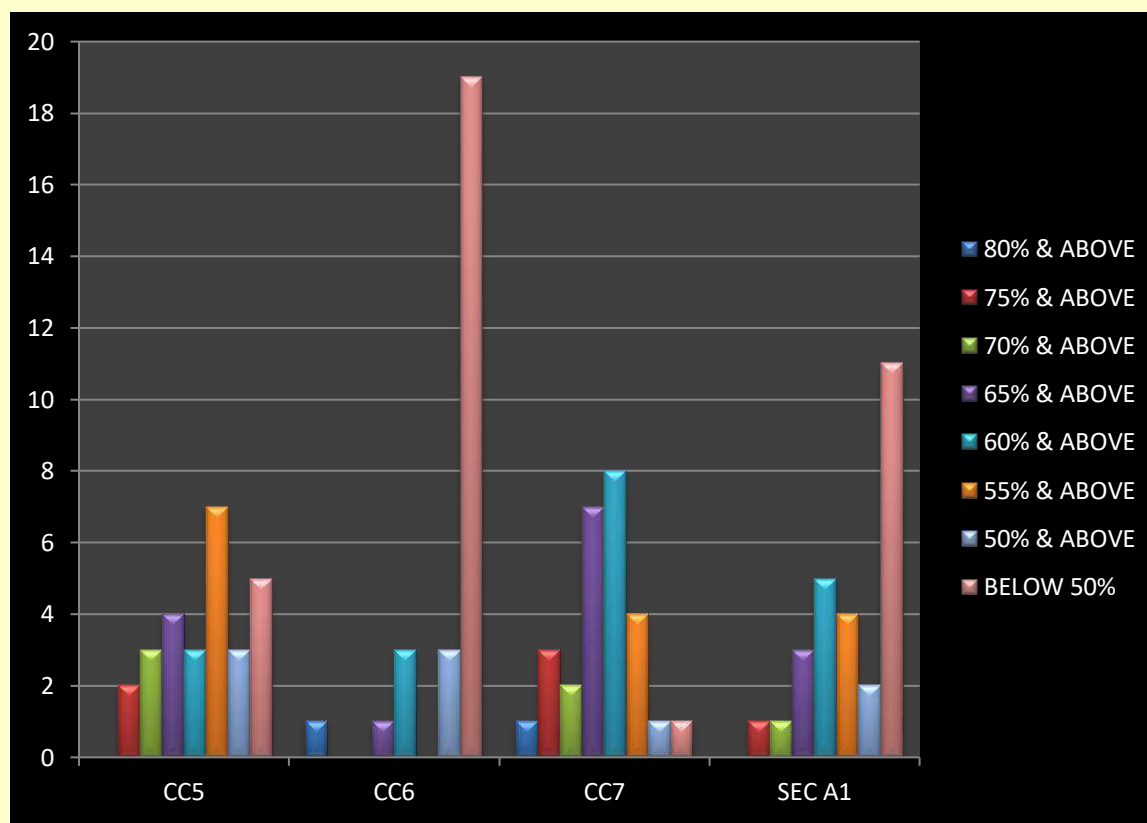
NAME OF THE COURSE	80% & ABOVE	75% & ABOVE	70% & ABOVE	65% & ABOVE	60% & ABOVE	55% & ABOVE	50% & ABOVE	BELOW 50%	TOTAL
CC8	1	4	3	8	6	2	2	0	26
CC9	1	1	2	5	5	5	1	5	25+1 F in TH.
CC10	0	1	0	6	3	5	4	5	24+ 2 F in TH
SEC B1	0	4	1	0	5	2	4	8	24+ 2 F in TH

**2023-2024**(Result published on 01/05/2024)

**3<sup>RD</sup> SEMESTER HONS.**

**JOURNALISM & MASS COMMUNICATION**

**COURSE OUTCOME**



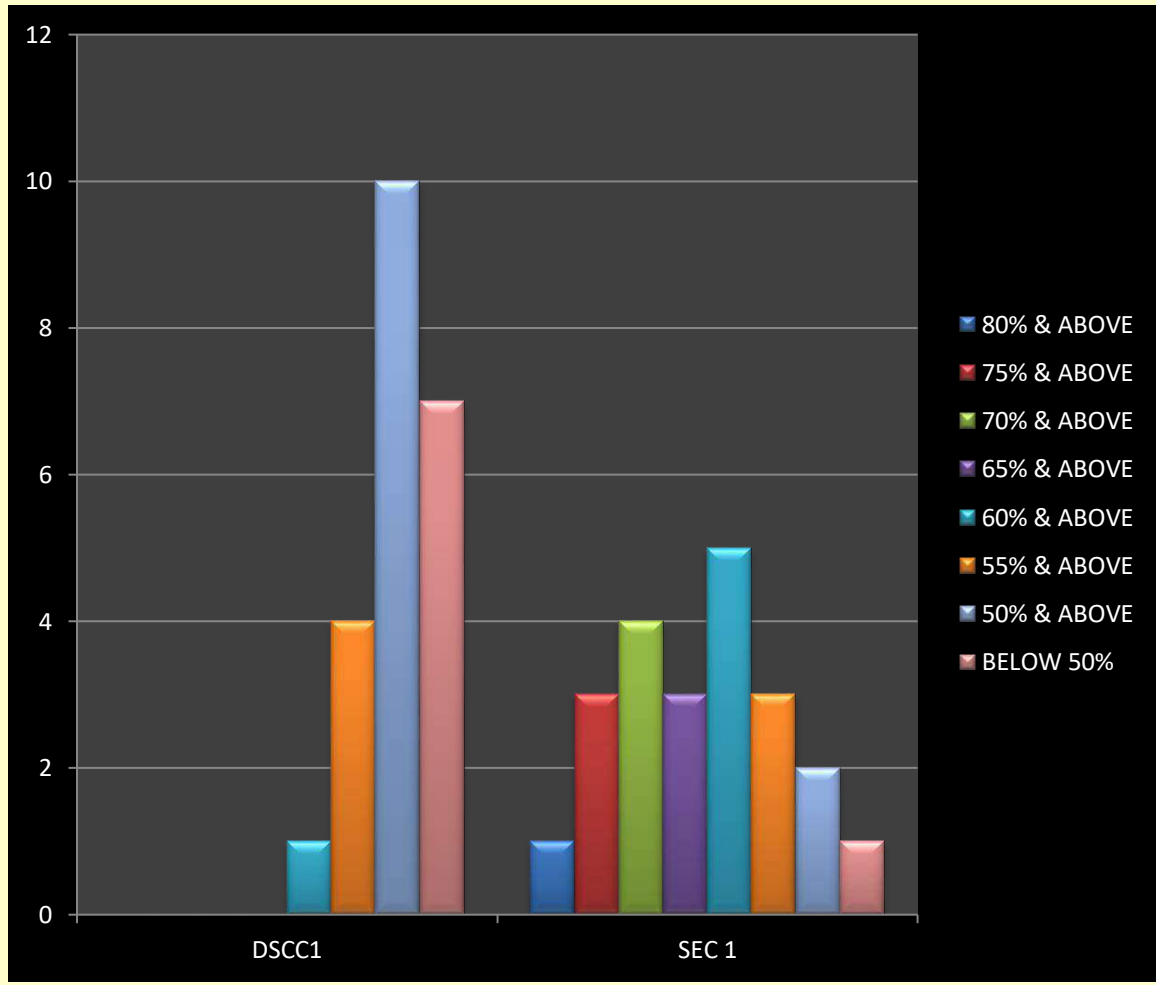
NAME OF THE COURSE	80% & ABOVE	75% & ABOVE	70% & ABOVE	65% & ABOVE	60% & ABOVE	55% & ABOVE	50% & ABOVE	BELOW 50%	TOTAL
CC5	0	2	3	4	3	7	3	5	27
CC6	1	0	0	1	3	0	3	19	27
CC7	1	3	2	7	8	4	1	1	27
SEC A1	0	1	1	3	5	4	2	11	27

**2023-2024**(Result published on 06/07/2024)

**1<sup>ST</sup> SEMESTER HONS.**

**JOURNALISM & MASS COMMUNICATION**

**COURSE OUTCOME**

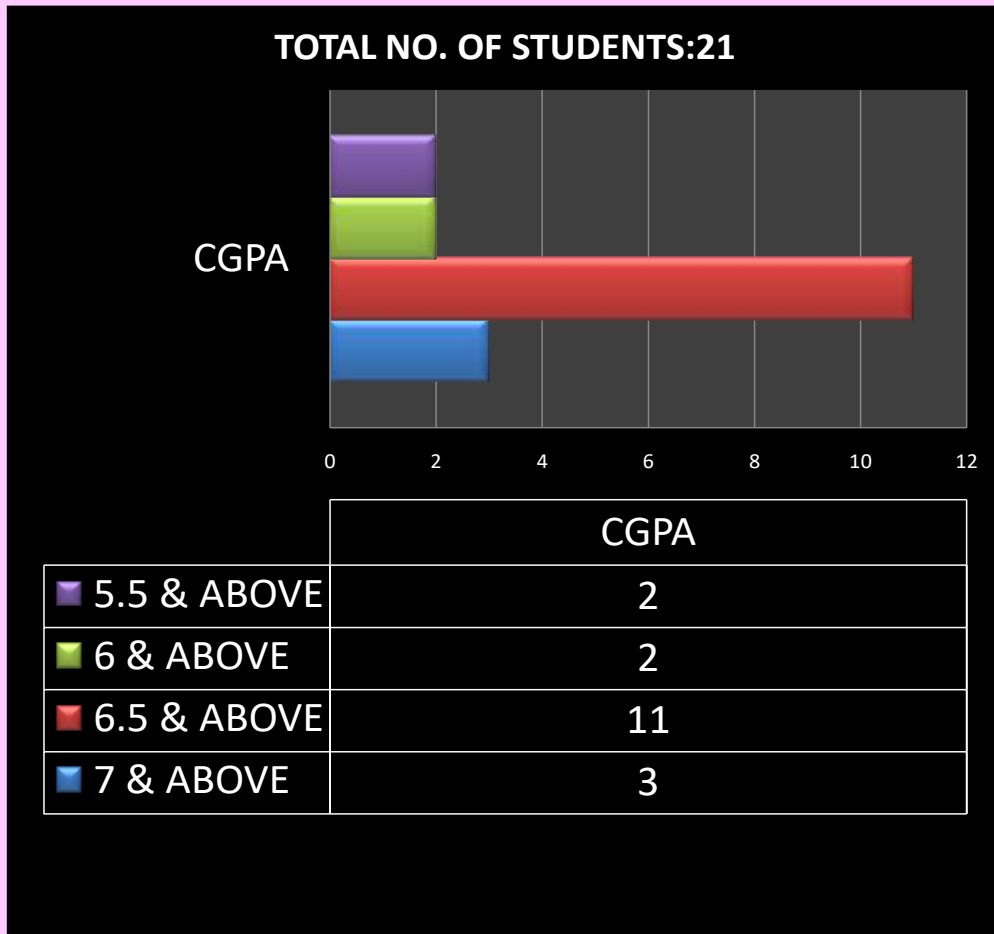


NAME OF THE COURSE	80% & ABOVE	75% & ABOVE	70% & ABOVE	65% & ABOVE	60% & ABOVE	55% & ABOVE	50% & ABOVE	BELOW 50%	TOTAL
DSCC1	0	0	0	0	1	4	10	7	22
SEC1	1	3	4	3	5	3	2	1	22

**2023-2024** (Result published on 27/08/2024)

**JOURNALISM & MASS COMMUNICATION**

**PROGRAMME OUTCOME**





**KHUDIRAM BOSE CENTRAL**  
**COLLEGE**

**REPORT ON PROGRAMME OUTCOMES &  
COURSE OUTCOMES (2023 ODD SEMESTER  
& 2024 EVEN SEMESTER)**

**DEPARTMENT OF POLITICAL  
SCIENCE**



## List of Tables

**Table 1.1: Table of Marks for Semester I (Political Science Honours), 2023**

**Table 1.2: Chart Representing Course Outcome of Semester I (Political Science Honours), 2023**

**Table 1.3: Table of Marks for Semester III (Political Science Honours), 2023**

**Table 1.4: Chart Representing Course Outcome of Semester III (Political Science Honours), 2023**

**Table 1.5: Table of Marks for Semester V (Political Science Honours), 2023**

**Table 1.6: Chart Representing Course Outcome of Semester V (Political Science Honours), 2023**

**Table 2.1: Table of Marks for Semester II (Political Science Honours), 2024**

**Table 2.2: Chart Representing Course Outcome of Semester II (Political Science Honours), 2024**

**Table 2.3: Table of Marks for Semester IV (Political Science Honours), 2024**

**Table 2.4: Chart Representing Course Outcome of Semester IV (Political Science Honours), 2024**

**Table 2.5: Table of Marks for Semester VI (Political Science Honours), 2024**

**Table 2.6: Programme Outcome (in terms of CGPA) for Semester VI (Political Science Honours), 2024**



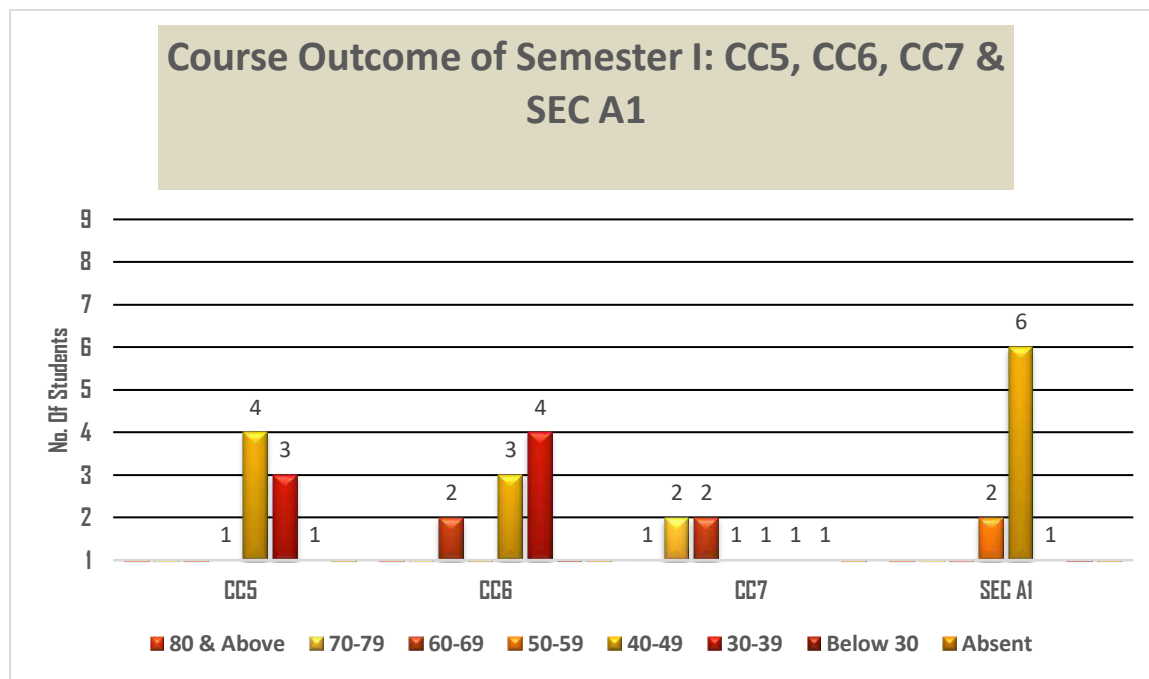
**POLITICAL SCIENCE (HONS.): SEMESTER III, 2023**  
**COURSE OUTCOME**

**No. of Students Appeared for Examinations: 09**

**Table 1.3: Table of Marks for Semester III (Political Science Honours)**

Range of Marks	Course & No. of Students	Course & No. of Students	Course & No. of Students	Course & No. of Students	Courses Not Cleared (No. Of Students)
	CC5	CC6	CC7	SEC A1	
80 & Above	0	0	1	0	6
70-79	0	0	2	0	
60-69	0	2	2	0	
50-59	1	0	1	2	
40-49	4	3	1	6	
30-39	3	4	1	1	
Below 30	1	0	1	0	
Absent	0	0	0	0	
<b>Total</b>	<b>9</b>	<b>9</b>	<b>9</b>	<b>9</b>	

**Table 1.4: Chart Representing Course Outcome of Semester III (Political Science Honours)**



**POLITICAL SCIENCE (HONS.): SEMESTER V, 2023**

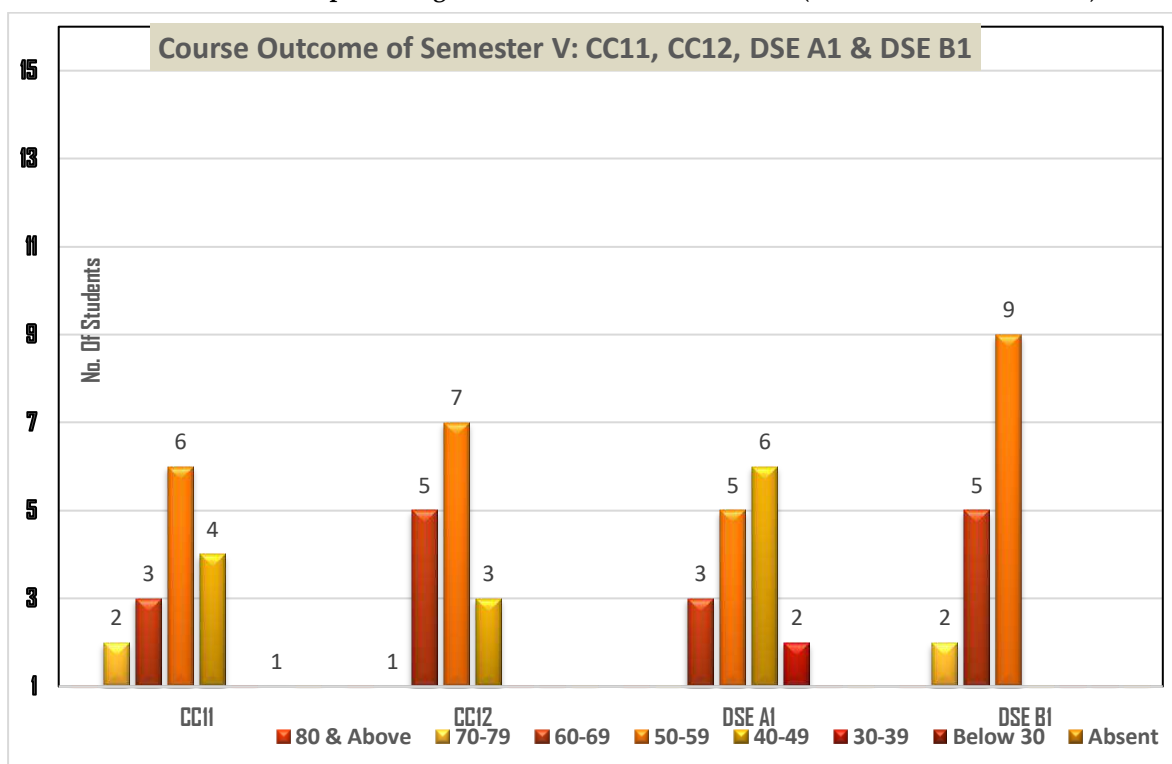
**COURSE OUTCOME**

**No. of Students Appeared for Examinations: 16**

**Table 1.5: Table of Marks for Semester V (Political Science Honours)**

Range of Marks	Course & No. of Students	Course & No. of Students	Course & No. of Students	Course & No. of Students	Courses Not Cleared (No. Of Students)
	CC11	CC12	DSE A1	DSE B1	
80 & Above	0	0	0	0	3
70-79	2	1	0	2	
60-69	3	5	3	5	
50-59	6	7	5	9	
40-49	4	3	6	0	
30-39	0	0	2	0	
Below 30	1	0	0	0	
Absent	0	0	0	0	
<b>Total</b>	<b>16</b>	<b>16</b>	<b>16</b>	<b>16</b>	

**Table 1.6: Chart Representing Course Outcome of Semester V (Political Science Honours)**



**POLITICAL SCIENCE (HONS.): SEMESTER II, 2024**

**COURSE OUTCOME**

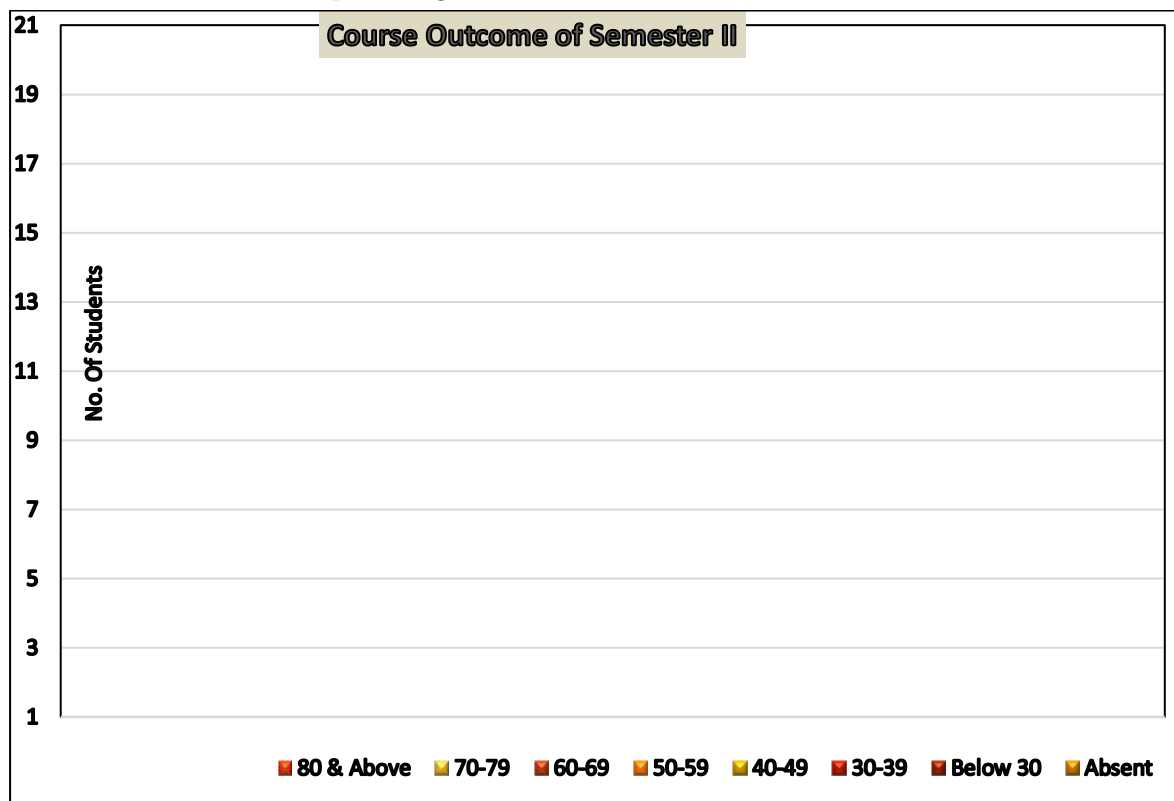
**No. of Students Appeared for Examinations: 21**

**MARKS NOT AVAILABLE YET**

**Table 2.1: Table of Marks for Semester II (Political Science Honours)**

Range of Marks	Course & No. of Students <u>DSCC</u> <u>(H) F.M. - 100</u>	Course & No. of Students <u>SEC (H)</u> <u>F.M. - 100</u>	Course & No. of Students MINOR F.M. - 100	Course & No. of Students IDC F.M. - 75	Course & No. of Students AEC F.M. - 50	Course & No. of Students CVAC 1.1 F.M. - 50	Course & No. of Students CVAC 1.2 F.M. - 50	Courses Not Cleared (No. Of Students)
80 & Above								
70-79								
60-69								
50-59								
40-49								
30-39								
15-29								
BELOW 15								
<b>Total</b>								

**Table 2.2: Chart Representing Course Outcome of Semester II (Political Science Honours)**



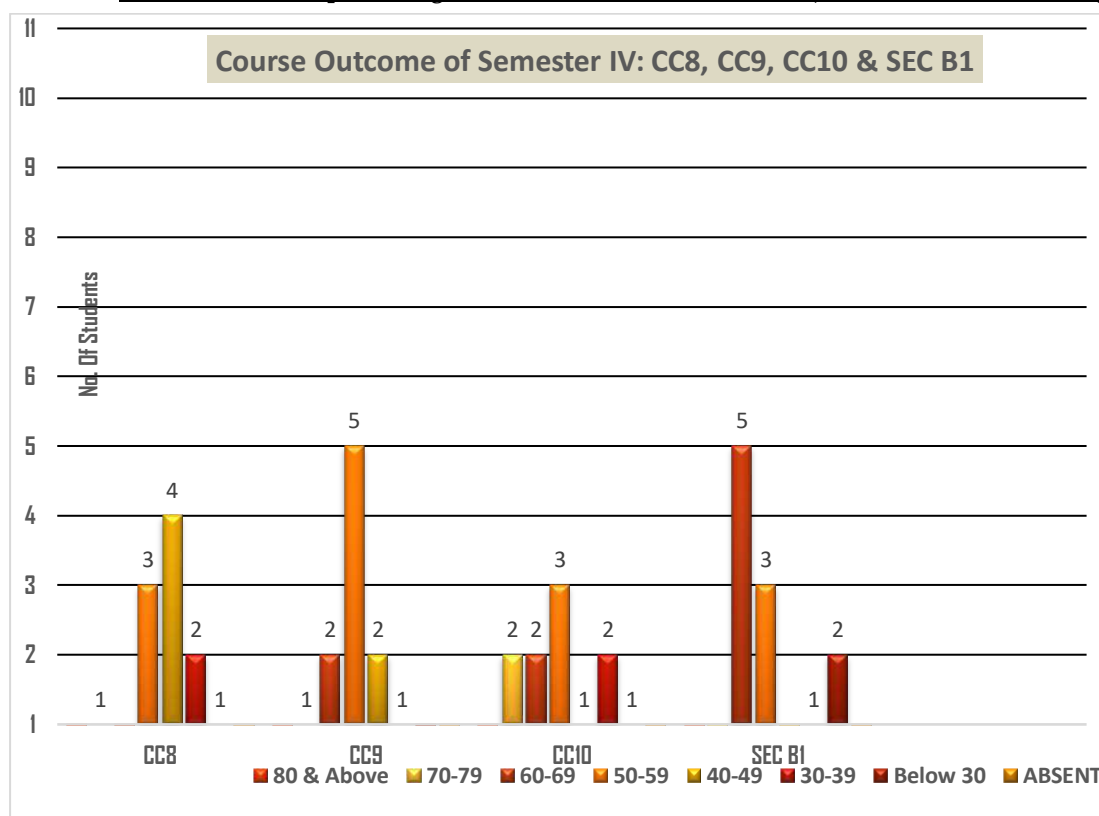
**POLITICAL SCIENCE (HONS.): SEMESTER IV, 2024**  
**COURSE OUTCOME**

**No. of Students Appeared for Examinations: 11**

**Table 2.3: Table of Marks for Semester IV (Political Science Honours)**

Range of Marks	Course & No. of Students CC8	Course & No. of Students CC9	Course & No. of Students CC10	Course & No. of Students SEC B1	Courses Not Cleared (No. Of Students)
80 & Above	0	0	0	N.A.	8
70-79	1	1	2	0	
60-69	0	2	2	5	
50-59	3	5	3	3	
40-49	4	2	1	0	
30-39	2	1	2	1	
Below 30	1	0	1	2	
Absent	0	0	0	0	
<b>Total</b>	<b>11</b>	<b>11</b>	<b>11</b>	<b>11</b>	

**Table 2.4: Chart Representing Course Outcome of Semester IV (Political Science Honours)**



**POLITICAL SCIENCE (HONS.): SEMESTER VI, 2024**

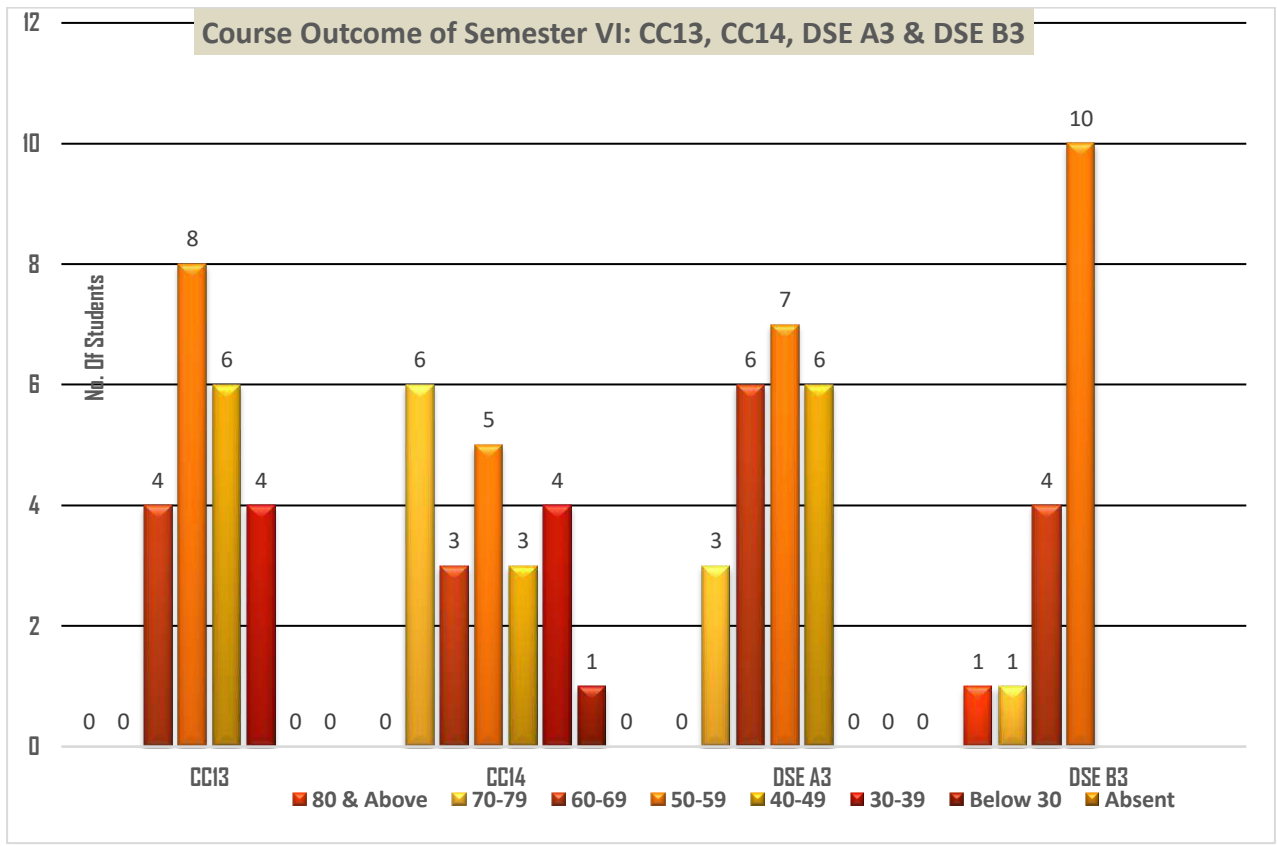
**COURSE OUTCOME**

**No. of Students Appeared for Examinations: 22**

**Table 2.5: Table of Marks for Semester VI (Political Science Honours)**

Range of Marks	Course & No. of Students CC13	Course & No. of Students CC14	Course & No. of Students DSE A3	Course & No. of Students DSE B3	Courses Not Cleared (No. Of Students)
80 & Above	0	0	0	1	8
70-79	0	6	3	1	
60-69	4	3	6	4	
50-59	8	5	7	10	
40-49	6	3	6	4	
30-39	4	4	0	0	
Below 30	0	1	0	2	
Absent	0	0	0	0	
<b>Total</b>	<b>22</b>	<b>22</b>	<b>22</b>	<b>22</b>	

**Table 2.6: Chart Representing Course Outcome of Semester IV (Political Science Honours)**



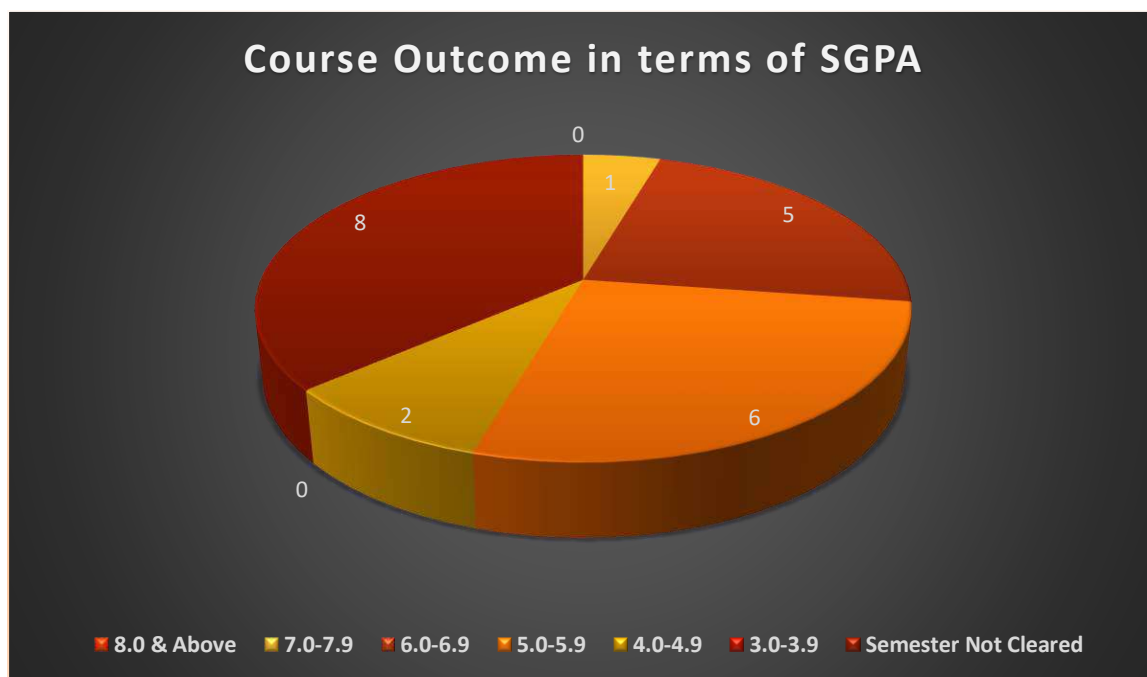
**POLITICAL SCIENCE (HONS.): SEMESTER VI, 2024**  
**COURSE OUTCOME (In Terms of SGPA)**

**No. of Students Appeared for Examinations: 15**

**Table 2.5: Course Outcome (in terms of SGPA) for Semester VI (Political Science Honours)**

<b><u>SGPA</u></b>	<b><u>No. of Students</u></b>
8.0 & Above	0
7.0-7.9	1
6.0-6.9	5
5.0-5.9	6
4.0-4.9	2
3.0-3.9	0
<b>Semester Not Cleared</b>	<b>8</b>
<b>Total</b>	<b>22</b>

**Table 2.6: Course Outcome (in terms of SGPA) for Semester VI (Political Science Honours)**





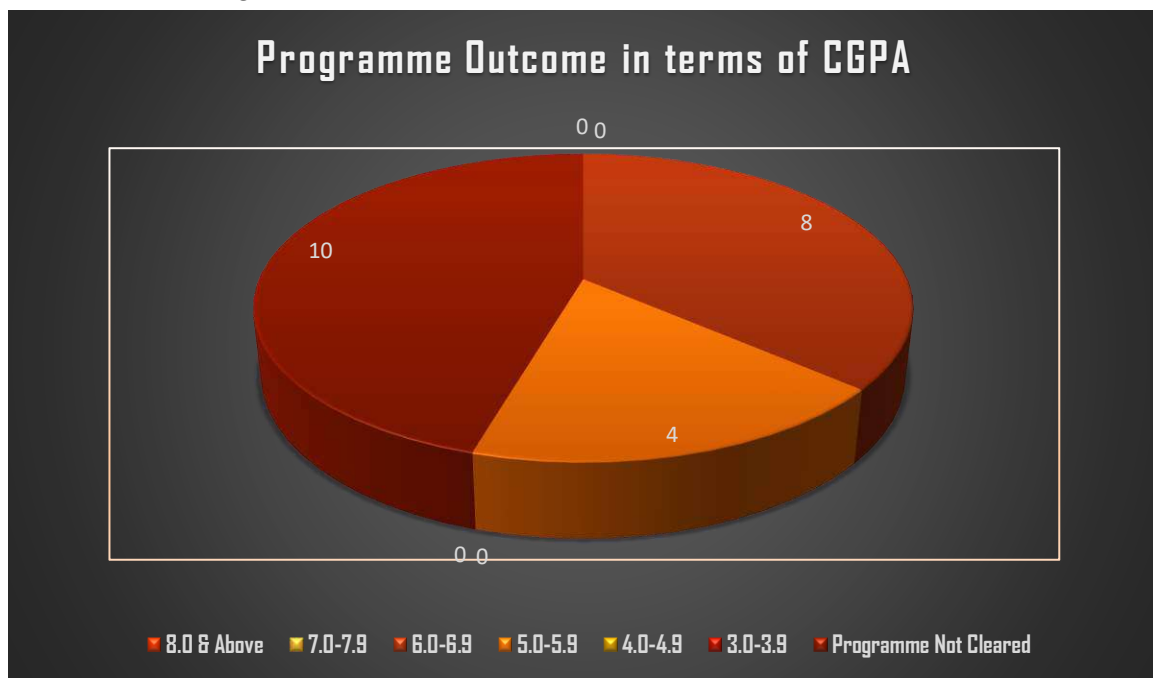
**POLITICAL SCIENCE (HONS.): SEMESTER VI, 2024**  
**PROGRAMME OUTCOME (In Terms of CGPA)**

**No. of Students Appeared for Examinations:**

**Table 2.5: Programme Outcome (in terms of CGPA) for Semester VI (Political Science Honours)**

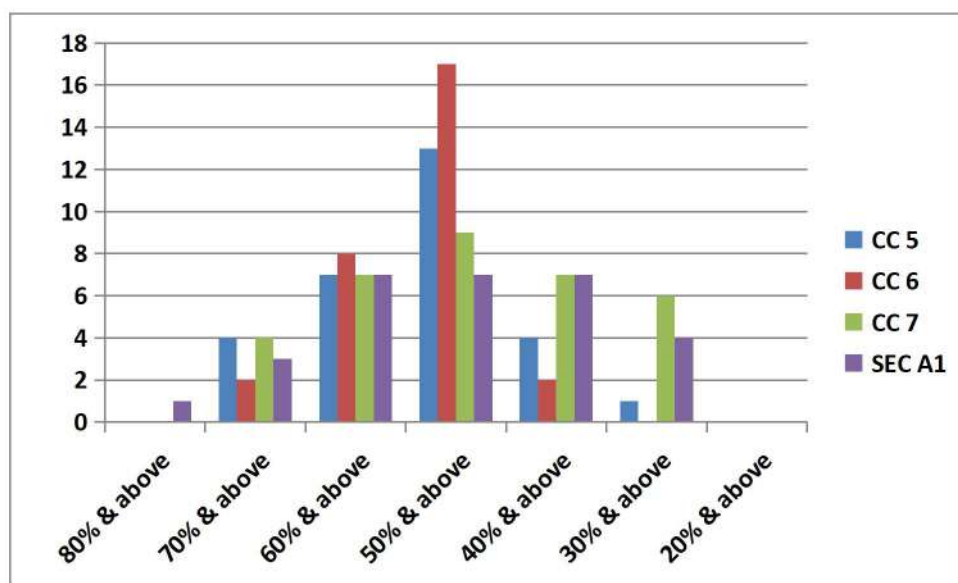
<u>CGPA</u>	<u>No. of Students</u>
8.0 & Above	0
7.0-7.9	0
6.0-6.9	8
5.0-5.9	4
4.0-4.9	0
3.0-3.9	0
Programme Not Cleared	10
<b>Total</b>	<b>22</b>

**Table 2.6: Programme Outcome (in terms of CGPA) for Semester VI (Political Science Honours)**



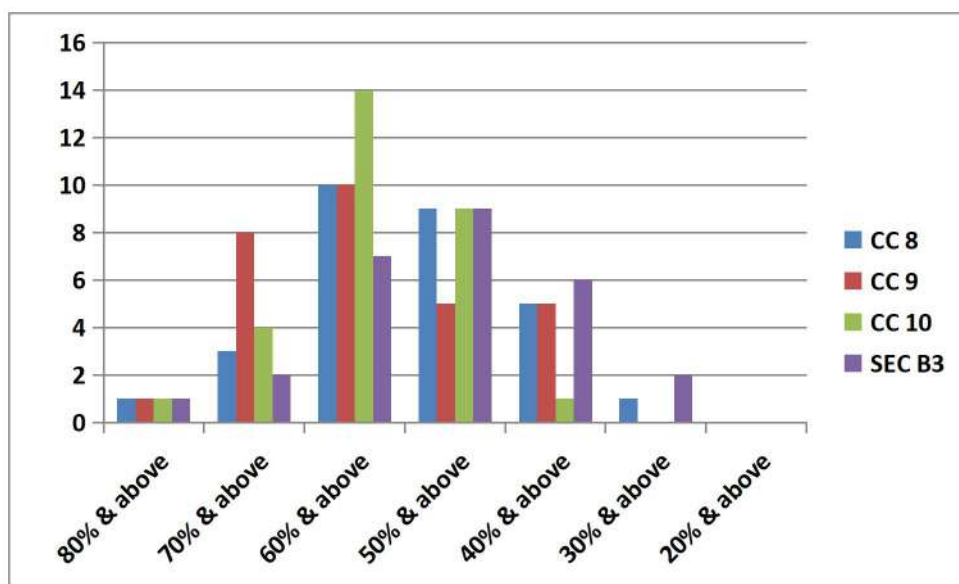
**END OF REPORT**

**2023-2024  
SEMESTER 3 HONOURS  
GEOGRAPHY  
COURSE OUTCOME**



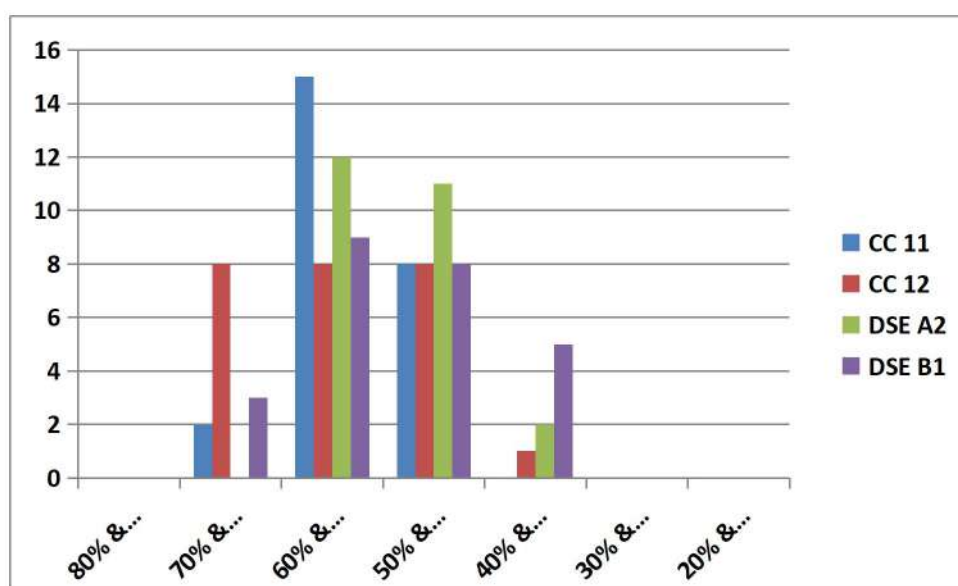
Name of the course	80% & above	70% & above	60% & above	50% & above	40% & above	30% & above	20% & above	Total
CC 5	0	4	7	13	4	1	0	29
CC 6	0	2	8	17	2	0	0	29
CC 7	0	4	7	9	7	6	0	29
SEC A1	1	3	7	7	7	4	0	29

**2023-2024  
SEMESTER 4 HONOURS  
GEOGRAPHY  
COURSE OUTCOME**



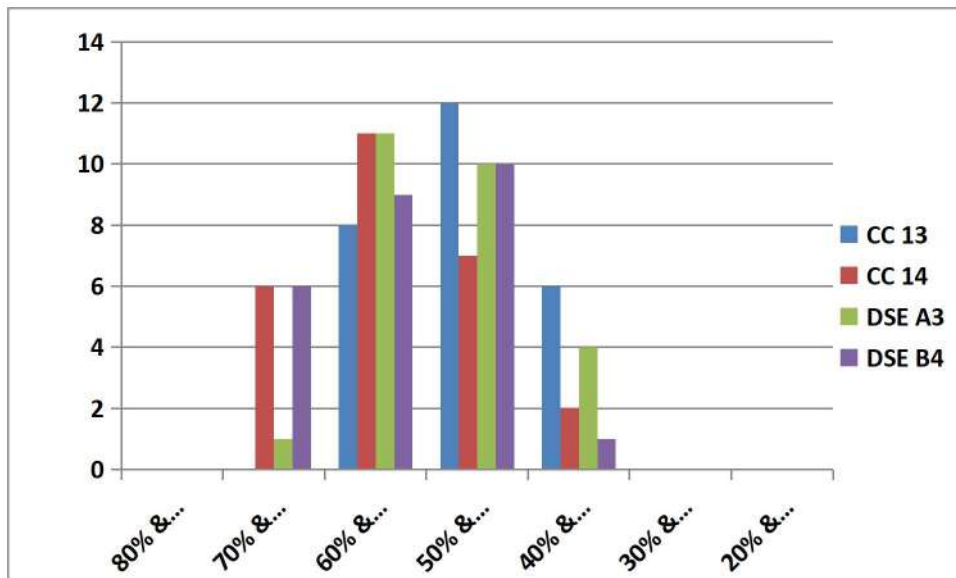
Name of the course	80% & above	70% & above	60% & above	50% & above	40% & above	30% & above	20% & above	Total
CC 8	1	3	10	9	5	1	0	29
CC 9	1	8	10	5	5	0	0	29
CC 10	1	4	14	9	1	0	0	29
SEC B3	1	2	7	9	6	2	0	29

**2023-2024  
SEMESTER 5 HONOURS  
GEOGRAPHY  
COURSE OUTCOME**



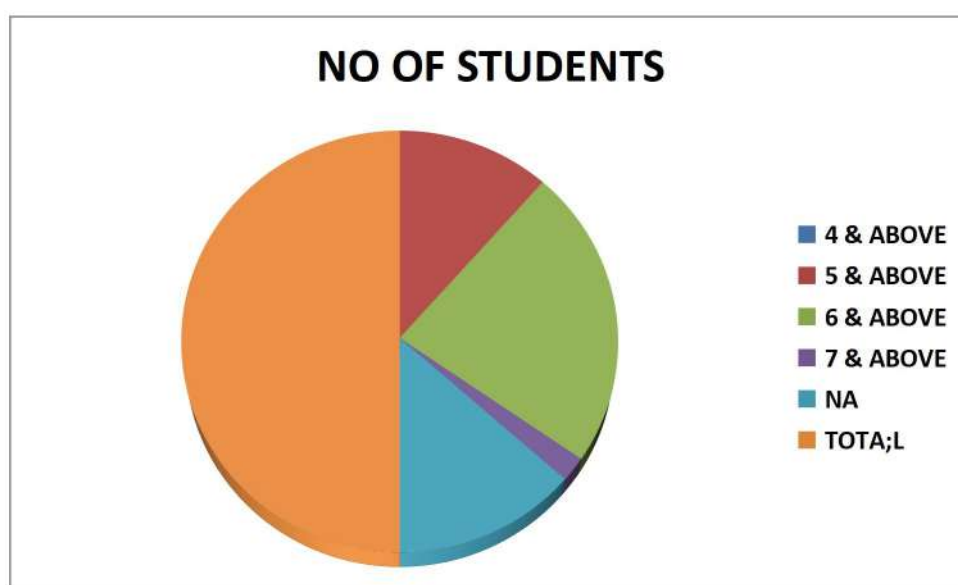
<b>Name of the course</b>	<b>80% &amp; above</b>	<b>70% &amp; above</b>	<b>60% &amp; above</b>	<b>50% &amp; above</b>	<b>40% &amp; above</b>	<b>30% &amp; above</b>	<b>20% &amp; above</b>	<b>Total</b>
<b>CC 13</b>	0	0	8	12	6	0	0	26
<b>CC 14</b>	0	6	11	7	2	0	0	26
<b>DSE A3</b>	0	1	11	10	4	0	0	26
<b>DSE B4</b>	0	6	9	10	1	0	0	26

**2023-2024  
SEMESTER 6 HONOURS  
GEOGRAPHY  
COURSE OUTCOME**



<b>Name of the course</b>	<b>80% &amp; above</b>	<b>70% &amp; above</b>	<b>60% &amp; above</b>	<b>50% &amp; above</b>	<b>40% &amp; above</b>	<b>30% &amp; above</b>	<b>20% &amp; above</b>	<b>Total</b>
<b>CC 13</b>	0	0	8	12	6	0	0	26
<b>CC 14</b>	0	6	11	7	2	0	0	26
<b>DSE A3</b>	0	1	11	10	4	0	0	26
<b>DSE B4</b>	0	6	9	10	1	0	0	26

**2023-2024  
SEMESTER 6 HONOURS  
GEOGRAPHY  
PROGRAMME OUTCOME**



<b>PROGRAMME OUTCOME</b>	<b>4 AND ABOVE</b>	<b>5 AND ABOVE</b>	<b>6 AND ABOVE</b>	<b>7 AND ABOVE</b>	<b>NA</b>	<b>TOTAL</b>
<b>SEMESTER 6 HONOURS</b>	<b>0</b>	<b>6</b>	<b>12</b>	<b>1</b>	<b>7</b>	<b>26</b>

